



EMN Ad-Hoc Query on Iraqi Kurdish population in Europe

Requested on 29th January 2016 by NO EMN NCP

Integration

Summary and compilation of responses from Austria, Belgium, Bulgaria, Croatia, Estonia, Finland, France, Hungary, Ireland, Italy, Latvia, Lithuania, Luxembourg, Netherlands, Poland, Slovak Republic, Slovenia, Sweden, United Kingdom and Norway.

Disclaimer:

The responses were provided primarily for the purpose of information exchange among EMN NCPs in the framework of the EMN. The contributing EMN NCPs have provided, to the best of their knowledge, information that was up-to-date, objective and reliable. Note, however, that the information provided did not necessarily represent the official policy of an EMN NCPs' Member State.

Background information:

This ad hoc query is connected to the research project Possibilities and Realities of Return Migration (<https://www.prio.org/Projects/Project/?x=1483>), led by the Peace Research Institute Oslo (PRIO) and funded by The Research Council of Norway. The information requested is part of an effort to map the Iraqi Kurdish population in Europe today, to understand the historical dynamic of this migration, and to enable us to better predict the number of future migrants from Iraqi Kurdistan and where they will go in Europe.

Replies to the following questions were requested.

1. There are typically no precise estimates for the population of immigrants in Europe with a country background from Iraqi Kurdistan, as this group is often separately identified from other 'Iraqis'. Could the MS provide an approximate estimate, or alternatively, upper and lower range estimates, for the number of immigrants from Iraqi Kurdistan with permanent resident permits in EMN member states as indicated in the table attached? If you cannot identify Iraqis *with* Kurdish background from other Iraqis, provide information for *all* Iraqis. Please indicate if the figures are statistics based on reliable databases, or estimates
2. Please provide a brief description of the source for the statistics provided in your reply to question 1.
3. Have there been any significant changes in the asylum or return policies specifically concerning Iraqi Kurds, since 1990? YES/NO If yes, could you briefly describe and date the most important changes?

Summary of responses

No responding country could provide estimates or register based statistics for their population of immigrants with a country background from Iraqi Kurdistan, but most could provide some information on the number of resident persons from Iraq, including other ethnic groups. Four responding countries did not provide any estimates of persons from Iraq. Six countries provided estimates for one or two years, and with the exception of Ireland (1081) the number was below 100 permanently resident immigrants with Iraqi national background in all these countries. Among the countries, Norway, Belgium, Finland and Italy stand out with the highest percentage-wise increases up to the end of 2014.

Table 1. Number of Iraqi immigrants with permanent residence permits in member states, 1970-2014

Country (source)	Number of Iraqi immigrants with permanent residence permits at end of year						Comments
	1970	1980	1990	2000	2010	2014	
Austria (Ministry of Interior)	N/A	N/A	N/A	N/A	N/A	N/A	Statistics unavailable.
Belgium (Directorate General for Statistics – Statistics Belgium)	N/A	N/A	244	792	5,492	9,668	Numbers for immigrants from Iraq as ‘country of first nationality’.
Bulgaria (Ministry of Interior)	N/A	N/A	N/A	N/A	48	65	
Croatia (Ministry of the Interior)	N/A	N/A	N/A	N/A	N/A	N/A	Statistics unavailable, but by February 2016 the number is 4.
Czech Republic (Police of the Czech Republic)	N/A	N/A	N/A	N/A	N/A	N/A	Statistics unavailable. Number said to be ‘very negligible’.
Estonia (Police and Border	N/A	N/A	N/A	2	1	2	

Guard Board)							
Finland (Statistics Finland)	N/A	N/A	107	3 102	5 024	6 795	Numbers refer to 'Persons of Iraqi nationality residing in Finland'. Unclear if resident permits are permanent or not. Arabs eventually became the major ethnic group among Iraq asylum seekers during 2014-2016.
France Department of Statistics, Studies and Documentation of the Directorate-General for Foreign Nationals in France of the ministry of the Interior	N/A	N/A	N/A	*1 809	1 927	3 655	Permanent and 10 years' duration residence cards *2003
Germany (Central Register of Foreigners, AZR).	N/A	N/A	N/A	N/A	N/A	33,085	
Hungary (Office of Immigration and Nationality)	N/A	N/A	N/A	N/A	22	48	
Ireland	N/A	N/A	N/A	N/A	N/A	N/A	No register data, but census of population statistics indicate that 1081 Iraqi nationals were resident during the period 2010-11.
Italy (Italian National Statistical Institute, ISTAT)	N/A	N/A	N/A	N/A	N/A	473	Number refers to 'Iraqis who are long term residents'.



Latvia (Register of Population)	N/A	N/A	N/A	1	2	2	Less than 38 asylum seekers from Iraq registered during period 1998-2014.
Lithuania (Register of Aliens)	N/A	N/A	N/A	N/A	N/A	9	
Luxem-bourg	N/A	N/A	N/A	N/A	N/A	N/A	Statistics unavailable.
Nether-lands (Statistics Netherland)	N/A	N/A	N/A	33 449	52 102	54 159	
Poland (Office for Foreigners)	N/A	N/A	N/A	N/A	N/A	146	Number refers to the maximum possible number. Terminology of residence permit evolved over the years.
Portugal (Portal de Estatística, SEFSTAT)	N/A	N/A	N/A	N/A	1	12	
Slovak Republic (IS ECU)	N/A	N/A	N/A	15	21	25	
Slovenia (Ministry of the Interior)	N/A	N/A	N/A	N/A	N/A	12	In addition, the number of recognized international protection status for Iraqis during the period 1995-2015 is 15.
Sweden (Statistics Sweden)	N/A	N/A	N/A	49 372	121 761	130 178	

United Kingdom	N/A	N/A	N/A	17 000 – 29 000	29 000- 42 000	31 000 – 49 000	Not register data but estimates based on household survey data from the Annual Local Area Labour Force Survey, and from Annual Population Surveys.
Norway (Statistics Norway)	24	38	738	6 941	20 604	22 149	

In terms of absolute size of the Iraqi populations, the top five host states by end-2014 were Sweden (130 178), the Netherlands (54 159), the UK (40 000, +/- 9000), Norway (22 149) and Belgium (9 668). These statistics were mostly based on official register data.

There are few examples of changes in the asylum or return policies specifically concerning Iraqi Kurds since 1990. Most responding countries process asylum applications from Iraqi citizens from the territory controlled by the Kurdish Regional Government on a case-by-case basis.

Responses

	Country	Wider Dissemination	Response
	Austria	Yes	<ol style="list-style-type: none"> 1. This query cannot be answered, because the ethnical composition of Iraqis holding a residence title is statistically not covered. Source: Federal Ministry of the Interior. 2. N/A. 3. N/A.
	Belgium	Yes	.



				As of Dec. 31 st	Number of <i>Iraqi Kurds</i> with permanent residence permits	Alternatively: Number of <i>ALL Iraqis</i> with permanent residence permits	Give the source for the statistics or estimates. If <i>estimate</i> give upper and lower ranges if possible
				1970	Not available	Not available	
				1980	Not available	Not available	
				1990	Not available	Country of nationality: 204 Country of first nationality: 244	Directorate General for Statistics – Statistics Belgium, on the basis of the National Register
				2000	Not available	Country of nationality: 411 Country of first nationality: 792	Directorate General for Statistics – Statistics Belgium, on the basis of the National Register
				2010	Not available	Country of nationality: 3308 Country of first nationality: 5492	Directorate General for Statistics – Statistics Belgium, on the basis of the National Register

2014	Not available	Country of nationality: 6024 Country of first nationality: 9668	Directorate General for Statistics – Statistics Belgium, on the basis of the National Register
------	---------------	--	--

2. The above mentioned numbers were provided by the Directorate General for Statistics - Statistics Belgium, on the basis of information available in the National Register (the central database in which all information on the population in Belgium is registered).

3. There have been no major changes to the return policy that would specifically concern Iraqi Kurds. Changes that have occurred are linked to the political/security situation in the region. Regarding voluntary return, there have been no policy changes specific to Northern Iraq. There have however been general changes to the return policy (such as the addition of a reintegration aspect to the return programme in 2006) which also apply to Northern-Iraq. It is worth mentioning that Belgium is involved in the "MAGNET" project, implemented by the International Organization for Migration, which aims at facilitating the reintegration of returnees to the Kurdistan Region of Iraq, and focuses in particular on access to the labour market.

Regarding the asylum policy, the decisions of the Commissioner General for Refugees and Stateless Persons (CGRS) are made taking into account the individual situation and personal circumstances of the applicant for international protection concerned (see CGRS' policy paper on Iraq: http://www.cgra.be/sites/default/files/beleidsnotas/dir_website_countryinfo_iraq_policypaper_20151026_4.pdf)

	Bulgaria	Yes	<p>1.</p> <table border="1" data-bbox="750 284 1825 938"> <thead> <tr> <th data-bbox="750 284 884 517">As of Dec. 31st</th> <th data-bbox="884 284 1146 517">Number of <i>Iraqi Kurds</i> with permanent residence permits</th> <th data-bbox="1146 284 1467 517">Alternatively: Number of <i>ALL Iraqis</i> with permanent residence permits</th> <th data-bbox="1467 284 1825 517">Give the source for the statistics or estimates. If <i>estimate</i> give upper and lower ranges if possible</th> </tr> </thead> <tbody> <tr> <td data-bbox="750 517 884 587">1970</td> <td data-bbox="884 517 1146 587">n/a</td> <td data-bbox="1146 517 1467 587">-</td> <td data-bbox="1467 517 1825 587"></td> </tr> <tr> <td data-bbox="750 587 884 657">1980</td> <td data-bbox="884 587 1146 657">n/a</td> <td data-bbox="1146 587 1467 657">-</td> <td data-bbox="1467 587 1825 657"></td> </tr> <tr> <td data-bbox="750 657 884 727">1990</td> <td data-bbox="884 657 1146 727">n/a</td> <td data-bbox="1146 657 1467 727">-</td> <td data-bbox="1467 657 1825 727"></td> </tr> <tr> <td data-bbox="750 727 884 798">2000</td> <td data-bbox="884 727 1146 798">n/a</td> <td data-bbox="1146 727 1467 798">-</td> <td data-bbox="1467 727 1825 798"></td> </tr> <tr> <td data-bbox="750 798 884 868">2010</td> <td data-bbox="884 798 1146 868">n/a</td> <td data-bbox="1146 798 1467 868">48</td> <td data-bbox="1467 798 1825 868">MoI database</td> </tr> <tr> <td data-bbox="750 868 884 938">2014</td> <td data-bbox="884 868 1146 938">n/a</td> <td data-bbox="1146 868 1467 938">65</td> <td data-bbox="1467 868 1825 938">MoI database</td> </tr> </tbody> </table> <p data-bbox="600 1070 1330 1102">2. Information database of the Ministry of Interior (MoI)</p> <p data-bbox="600 1139 685 1171">3. NO</p>	As of Dec. 31 st	Number of <i>Iraqi Kurds</i> with permanent residence permits	Alternatively: Number of <i>ALL Iraqis</i> with permanent residence permits	Give the source for the statistics or estimates. If <i>estimate</i> give upper and lower ranges if possible	1970	n/a	-		1980	n/a	-		1990	n/a	-		2000	n/a	-		2010	n/a	48	MoI database	2014	n/a	65	MoI database
As of Dec. 31 st	Number of <i>Iraqi Kurds</i> with permanent residence permits	Alternatively: Number of <i>ALL Iraqis</i> with permanent residence permits	Give the source for the statistics or estimates. If <i>estimate</i> give upper and lower ranges if possible																												
1970	n/a	-																													
1980	n/a	-																													
1990	n/a	-																													
2000	n/a	-																													
2010	n/a	48	MoI database																												
2014	n/a	65	MoI database																												
	Croatia	Yes	<p>1. Unfortunately we cannot provide a migration statistics for Iraqis with Kurdish background by the year. The number of permanent residences issued for Iraqi immigrants in Croatia as of February 2016 is 4 and number of temporary residences is 11.</p>																												

2. Sources are collected by the general national Registration System of Foreigners done by the Ministry of the Interior.

3. No



Estonia


Yes

1..


As of Dec. 31 st	Number of <i>Iraqi Kurds</i> with permanent residence permits	Alternatively: Number of <i>ALL Iraqis</i> with permanent residence permits	Give the source for the statistics or estimates. If <i>estimate</i> give upper and lower ranges if possible
1970	N/A	N/A	
1980	N/A	N/A	
1990	N/A	N/A	
2000	N/A	2	Police and Border Guard Board
2010	N/A	1	Police and Border Guard Board
2014	N/A	2	Police and Border Guard Board


2. The source for these numbers is the registry of residence and work permits which is administered by the

			<p>Police and Border Guard Board.</p> <p>3. In Estonia there are no specific asylum or return policies concerning Iraqi Kurds. Every decision is made case by case taking into account individual and relevant circumstances.</p>
+	Finland	Yes	<p>1.1970 n/a n/i - 1980 n/a n/i - 1990 n/a 107* (5**) Statistics Finland 2000 n/a 3102 (514) Statistics Finland 2010 n/a 5024 (3425) Statistics Finland 2014 n/a 6795 (4914) Statistics Finland * The number indicates persons of Iraqi nationality residing in Finland ** The figure in brackets indicate the number of persons of Iraqi origin who have been granted Finnish citizenship</p> <p>2. Ethnic Kurds are in the same statistics as other Iraqis. As a rule of thumb , you might say that most Iraqi asylum seekers arriving to Finland were Kurds up until 2013. During 2014-2016 Arabs have become the major ethnic group among Iraqi asylum seekers in Finland. (Source: Peter Sandelin, Researcher at the Finnish Immigration Service) As asylum seekers Iraqi Kurds began arriving to Finland in more substantial numbers in February 1993, when 108 persons came to Finland on the same day, and 1997, when 150 Kurds, who were mostly Iraqis, arrived to Finland. Kurds also began arriving to Finland as quota refugees from 1993 onwards. (Source: Leitzinger, Antero 1999. Kurdistan. Directorate of Immigration Publications 1). An independent researcher (Å–sten Wahlbeck, University of Helsinki) has estimated the number of Iraqi Kurds in the mid 1990:es as 550 â “ 800 persons.</p> <p>3. In guidelines of the Finnish Immigration Service, there have not been any significant changes regarding Iraqi Kurds. Iraqi Kurdistan has been considered to be fairly safe and more stable, than the rest of Iraq. (2007, 2009 and 2011). The latest security situation assessment states the following: Finnish Immigration Service 20th October 2015: Security situation in many regions of Iraq has eased: “Individual situation is decisive for Iraqi asylum claims, not the area of origin. The Finnish Immigration Service has updated its guidelines concerning Iraq. On the basis of the assessment, the security situation in many areas in Iraq has eased, which influences the decision-making in asylum matters at the Finnish Immigration Service. The situation in Iraq is still difficult and the harsh living conditions pose an additional challenge in large parts of the country. Compared with the Finnish Immigration Service’s previous assessment, the security situation has eased especially in the Babylon Province and the City of Kirkuk. The security situation in Baghdad is still problematic, but all people who come from Baghdad cannot be considered to run a personal risk of falling victim to violence. The applications for international protection are examined individually and decided on the basis of the person’s statement concerning</p>

			<p>personal persecution after considering the facts obtained about the security situation in different regions of Iraq and the available information. The new assessment of the security situation in Iraq means that the applications are examined and decided individually having regard to the reasons cited by the applicants at their asylum interview and how they justify their need for asylum. A person cannot be granted asylum only because he or she comes from a particular area. On 15th September 2015 the: Administrative Court confirmed: Asylum seekers from southern Iraq and Kurdistan are not granted protection The Finnish Immigration Service does not grant residence permits to asylum seekers from Iraqi Kurdistan or the provinces in southern Iraq (Karbala, Wasit, Najaf, Qadisiya, Maysan, Muthana, Dhi Qar and Basra) solely on the basis of the security situation in the region. The Administrative Court of Helsinki confirmed the guideline by rejecting appeals against negative decisions issued by the Finnish Immigration Service. Already in April and May, the Supreme Administrative Court supported the Finnish Immigration Service’s assessment of the security situation in Kurdistan and southern Iraq. On the basis of up-to-date country information, the Finnish Immigration Service and the Administrative Court consider these regions to be still safe for their residents on the whole. If asylum seekers do not have reliable documents on their domicile, they must be able to prove their knowledge of the home region when they are heard by the police and the Finnish Immigration Service. If there are considerable gaps in the knowledge of the region and the language analysis supports this impression, the asylum seeker is not issued with a residence permit on the basis of an allegedly unsafe domicile.</p>																
	France	Yes	<p>1. There are no statistics readily available for Iraqi Kurds in France as their number has been combined with co-nationals. See attached statistics on the number of ALL Iraqis with residence permits (10 years or permanent residence permits), provided by the Department of Statistics, Studies and Documentation of the Directorate-General for Foreign Nationals in France of the ministry of the Interior.</p> <table border="1" data-bbox="604 1069 1668 1380"> <thead> <tr> <th>Source</th> <th>1970</th> <th>1980</th> <th>1990</th> <th>2003</th> <th>2010</th> <th>2014</th> <th>Remark</th> </tr> </thead> <tbody> <tr> <td>Department of Statistics, Studies and Documentation of the Directorate-General for Foreign Nationals in France of the ministry of the</td> <td>N/A</td> <td>N/A</td> <td>N/A</td> <td>1 809</td> <td>1 927</td> <td>3 655</td> <td>Permanent and 10 years’ duration residence cards</td> </tr> </tbody> </table>	Source	1970	1980	1990	2003	2010	2014	Remark	Department of Statistics, Studies and Documentation of the Directorate-General for Foreign Nationals in France of the ministry of the	N/A	N/A	N/A	1 809	1 927	3 655	Permanent and 10 years’ duration residence cards
Source	1970	1980	1990	2003	2010	2014	Remark												
Department of Statistics, Studies and Documentation of the Directorate-General for Foreign Nationals in France of the ministry of the	N/A	N/A	N/A	1 809	1 927	3 655	Permanent and 10 years’ duration residence cards												

			Interior
			<p>2. See question 1.</p> <p>3. Again it is not possible to say if there have been any significant changes in the asylum or return policies specifically concerning Iraqi Kurds as statistics relate to ALL Iraqis. Concerning the latter, French authorities carry out forced returns only towards Iraq (Bagdad) but not towards Iraqi Kurdistan (Erbil), even if in 2010 the French ministry for Immigration carried out a few removals towards this city. In view of the country's political situation, forced returns to Iraq are suspended since March 2015, as Iraqi citizens are considered to be in need of international protection. France does not have a peculiar policy concerning asylum seekers from Iraqi Kurdistan: the granting of the refugee status or of the subsidiary protection pursuant to Art. 15 (c) of the Qualification Directive depends on the applicant's profile. However, this may change in the future in view of the current political situation.</p>

	Hungary	Yes	<p>1..</p> <table border="1"> <thead> <tr> <th>As of Dec. 31st</th> <th>Number of <i>Iraqi Kurds</i> with permanent residence permits</th> <th>Alternatively: Number of <i>ALL Iraqis</i> with permanent residence permits</th> <th>Give the source for the statistics or estimates. If <i>estimate</i> give upper and lower ranges if possible</th> </tr> </thead> <tbody> <tr> <td>1970</td> <td>NA</td> <td>NA</td> <td>-</td> </tr> <tr> <td>1980</td> <td>NA</td> <td>NA</td> <td>-</td> </tr> <tr> <td>1990</td> <td>NA</td> <td>NA</td> <td>-</td> </tr> <tr> <td>2000</td> <td>NA</td> <td>NA</td> <td>-</td> </tr> </tbody> </table>	As of Dec. 31 st	Number of <i>Iraqi Kurds</i> with permanent residence permits	Alternatively: Number of <i>ALL Iraqis</i> with permanent residence permits	Give the source for the statistics or estimates. If <i>estimate</i> give upper and lower ranges if possible	1970	NA	NA	-	1980	NA	NA	-	1990	NA	NA	-	2000	NA	NA	-
As of Dec. 31 st	Number of <i>Iraqi Kurds</i> with permanent residence permits	Alternatively: Number of <i>ALL Iraqis</i> with permanent residence permits	Give the source for the statistics or estimates. If <i>estimate</i> give upper and lower ranges if possible																				
1970	NA	NA	-																				
1980	NA	NA	-																				
1990	NA	NA	-																				
2000	NA	NA	-																				

			<table border="1"> <tr> <td>2010</td> <td>NA</td> <td>22</td> <td>OIN database</td> </tr> <tr> <td>2014</td> <td>NA</td> <td>48</td> <td>OIN database</td> </tr> </table> <p>2. Hungary does not have relevant data for this period of time concerning decisions in Iraqi asylum seekersâ€™ cases, nor do we run statistics of nationalities within asylum cases from Iraq.</p> <p>3. At the moment there is no general policy applied to the Iraqi applications. We investigate all the individual circumstances and country information in every single case. In Iraqi Kurdsâ€™ cases Hungary considers the Kurdish Region applicable as internal protection alternative. There have not been any significant changes in return policies concerning Iraqi citizens in the last 15 years. The return operations were fulfilled and handled according to the effective national law of that period. During the period 2001-2015, 16 Iraqi citizens were returned to Iraq forcibly with assistance till the Hungarian border or to Iraq. During this period 9 Iraqi citizens returned voluntarily in the IOM AVR projects.</p>	2010	NA	22	OIN database	2014	NA	48	OIN database
2010	NA	22	OIN database								
2014	NA	48	OIN database								
	Ireland	Yes	<p>1.</p> <table border="1"> <tr> <td>As of Dec. 31st</td> <td>Number of <i>Iraqi Kurds</i> with permanent residence permits</td> <td>Alternatively: Number of <i>ALL Iraqis</i> with permanent residence permits (Census of Population Statistics – number of Iraqis resident in Ireland)</td> <td>Give the source for the statistics or estimates. If <i>estimate</i> give upper and lower ranges if possible</td> </tr> </table>	As of Dec. 31 st	Number of <i>Iraqi Kurds</i> with permanent residence permits	Alternatively: Number of <i>ALL Iraqis</i> with permanent residence permits (Census of Population Statistics – number of Iraqis resident in Ireland)	Give the source for the statistics or estimates. If <i>estimate</i> give upper and lower ranges if possible				
As of Dec. 31 st	Number of <i>Iraqi Kurds</i> with permanent residence permits	Alternatively: Number of <i>ALL Iraqis</i> with permanent residence permits (Census of Population Statistics – number of Iraqis resident in Ireland)	Give the source for the statistics or estimates. If <i>estimate</i> give upper and lower ranges if possible								

1970			
1980			
1990			
2000			
2002		292	
2006		480	
2010			
2011		1081	
2014			

2. These statistics are from the Census of Population and indicate the number of Iraqis resident in Ireland. They are not immigration statistics, indicating immigration status. Prior to 2002, there Prior to 2002, there was no nationality question in the Census.

3. In Ireland, comprehensive legislation relating to asylum was introduced via the Refugee Act 1996. Comprehensive statistics on asylum applications are available since 2001. See here:

<http://www.orac.ie/website/orac/oracwebsite.nsf/page/orac-stats-en>


In 2006, Iraq first appeared in the top 5 nationalities making asylum applications. See here:



http://www.orac.ie/website/orac/oracwebsite.nsf/page/orac-stats_06-en



Iraq was also in the top 5 nationalities in 2007


http://www.orac.ie/website/orac/oracwebsite.nsf/page/orac-stats_07-en

and 2008 http://www.orac.ie/website/orac/oracwebsite.nsf/page/orac-stats_08-en

			.																												
	Italy	Yes	<p>1.</p> <table border="1"> <thead> <tr> <th>As of Dec. 31st</th> <th>Number of Iraqi Kurds with permanent resident permit</th> <th>Alternatively: Number of ALL Iraqis with <i>all kind</i> of residence permits</th> <th>Give the source for the statistics or estimates. If <i>estimate</i> give upper and lower ranges if possible</th> </tr> </thead> <tbody> <tr> <td>1970</td> <td></td> <td>132</td> <td>Birindelli, based on data from the Ministry of Interior</td> </tr> <tr> <td>1980</td> <td></td> <td>871</td> <td>Birindelli, based on data from the Ministry of Interior</td> </tr> <tr> <td>1990</td> <td></td> <td>2062</td> <td>Birindelli, based on data from the Ministry of Interior</td> </tr> <tr> <td>2000</td> <td></td> <td>2616</td> <td>ISTAT (Italian National Statistical Institute), based on data from the Ministry of Interior</td> </tr> <tr> <td>2010</td> <td></td> <td>3057</td> <td>ISTAT (Italian National Statistical Institute), based on data from the Ministry of Interior</td> </tr> <tr> <td>2014</td> <td></td> <td>3743</td> <td>ISTAT (Italian National Statistical Institute), based on data from the Ministry of Interior</td> </tr> </tbody> </table> <p>2. <i>if</i>~ At present, there are no available statistics on Iraqi Kurds alone. <i>if</i>~ The statistics refer to all types of residence permit issued to Iraqi nationals in Italy. <i>if</i>~ ISTAT (Italian National Statistical Institute) provides disaggregated data on the types of residence permit starting from 2011. <i>if</i>~ Number of Iraqis who are long-term</p>	As of Dec. 31st	Number of Iraqi Kurds with permanent resident permit	Alternatively: Number of ALL Iraqis with <i>all kind</i> of residence permits	Give the source for the statistics or estimates. If <i>estimate</i> give upper and lower ranges if possible	1970		132	Birindelli, based on data from the Ministry of Interior	1980		871	Birindelli, based on data from the Ministry of Interior	1990		2062	Birindelli, based on data from the Ministry of Interior	2000		2616	ISTAT (Italian National Statistical Institute), based on data from the Ministry of Interior	2010		3057	ISTAT (Italian National Statistical Institute), based on data from the Ministry of Interior	2014		3743	ISTAT (Italian National Statistical Institute), based on data from the Ministry of Interior
As of Dec. 31st	Number of Iraqi Kurds with permanent resident permit	Alternatively: Number of ALL Iraqis with <i>all kind</i> of residence permits	Give the source for the statistics or estimates. If <i>estimate</i> give upper and lower ranges if possible																												
1970		132	Birindelli, based on data from the Ministry of Interior																												
1980		871	Birindelli, based on data from the Ministry of Interior																												
1990		2062	Birindelli, based on data from the Ministry of Interior																												
2000		2616	ISTAT (Italian National Statistical Institute), based on data from the Ministry of Interior																												
2010		3057	ISTAT (Italian National Statistical Institute), based on data from the Ministry of Interior																												
2014		3743	ISTAT (Italian National Statistical Institute), based on data from the Ministry of Interior																												

			<p>residents: in 2011, 367; in 2012, 409; in 2013, 454; in 2014, 473; and in 2015, 507.</p> <p>3. No significant changes.</p>																
	Latvia	Yes	<p>1. Answer to this question provided in a table format in the attached Word file.</p> <p>2. Register of Populations contains data on all persons who are citizens of Latvia, non-citizens of Latvia or who have been issued residence permit in Latvia.</p> <p>3. The number of asylum seekers from Iraq in Latvia was very small (from 1998 to 2014 -38; Kurds are not divided separately in statistics) and only few of them were from Kurdistan region. In the 2nd part of 2015 the number of Iraqi asylum seekers started to increase (2015 - 86) and part of them - from the areas bordering Kurdistan or from Kurdistan. Each case is considered on its individual merits and there is no particular asylum policy towards Iraqi Kurds. There are no separate regulations adopted in the Republic of Latvia defining the asylum procedures or return procedures regarding specifically Iraqi Kurds.</p>																
	Lithuania	Yes	<p>1.</p> <table border="1" data-bbox="750 882 1825 1326"> <thead> <tr> <th data-bbox="750 882 884 1117">As of Dec. 31st</th> <th data-bbox="884 882 1142 1117">Number of <i>Iraqi Kurds</i> with permanent residence permits</th> <th data-bbox="1142 882 1467 1117">Alternatively: Number of <i>ALL Iraqis</i> with permanent residence permits</th> <th data-bbox="1467 882 1825 1117">Give the source for the statistics or estimates. If <i>estimate</i> give upper and lower ranges if possible</th> </tr> </thead> <tbody> <tr> <td data-bbox="750 1117 884 1189">1970</td> <td data-bbox="884 1117 1142 1189">n/a</td> <td data-bbox="1142 1117 1467 1189">n/a</td> <td data-bbox="1467 1117 1825 1189"></td> </tr> <tr> <td data-bbox="750 1189 884 1260">1980</td> <td data-bbox="884 1189 1142 1260">n/a</td> <td data-bbox="1142 1189 1467 1260">n/a</td> <td data-bbox="1467 1189 1825 1260"></td> </tr> <tr> <td data-bbox="750 1260 884 1326">1990</td> <td data-bbox="884 1260 1142 1326">n/a</td> <td data-bbox="1142 1260 1467 1326">n/a</td> <td data-bbox="1467 1260 1825 1326"></td> </tr> </tbody> </table>	As of Dec. 31 st	Number of <i>Iraqi Kurds</i> with permanent residence permits	Alternatively: Number of <i>ALL Iraqis</i> with permanent residence permits	Give the source for the statistics or estimates. If <i>estimate</i> give upper and lower ranges if possible	1970	n/a	n/a		1980	n/a	n/a		1990	n/a	n/a	
As of Dec. 31 st	Number of <i>Iraqi Kurds</i> with permanent residence permits	Alternatively: Number of <i>ALL Iraqis</i> with permanent residence permits	Give the source for the statistics or estimates. If <i>estimate</i> give upper and lower ranges if possible																
1970	n/a	n/a																	
1980	n/a	n/a																	
1990	n/a	n/a																	

			<table border="1"> <tr> <td>2000</td> <td>n/a</td> <td>1</td> <td>Register of Population</td> </tr> <tr> <td>2010</td> <td>n/a</td> <td>2</td> <td>Register of Population</td> </tr> <tr> <td>2014</td> <td>n/a</td> <td>2</td> <td>Register of Population</td> </tr> </table> <p>2. The Register of Population contains data on all persons who are citizens of Latvia, as well as non-citizens of Latvia or who have been issued residence permit in Latvia.</p> <p>3. No.</p>	2000	n/a	1	Register of Population	2010	n/a	2	Register of Population	2014	n/a	2	Register of Population
2000	n/a	1	Register of Population												
2010	n/a	2	Register of Population												
2014	n/a	2	Register of Population												
	Luxembourg	Yes	<p>1. As of Dec. 31st Number of Iraqi Kurds with permanent residence permits Alternatively: Number of ALL Iraqis with permanent residence permits Give the source for the statistics or estimates. If estimate give upper and lower ranges if possible 1970 n.i.a. n.i.a. 1981 n.i.a. 4 Statec, Census 1981 1991 n.i.a. 6 Statec, Census 1991 2001 n.i.a. 14 Statec, Census 2001 2011 n.i.a. 194 Statec, Census 2011 2012 n.i.a. 210 Statec, 2013 2013 n.i.a. 225 Statec, 2014 2014 n.i.a. 248 Statec, 2015 2015 n.i.a. 261 Statec, 2016</p> <p>2. The numbers provided above were provided by the National Institute of statistics and economic studies of the Grand Duchy of Luxembourg (STATEC) on all Iraqi nationals residing in Luxembourg based on the census of the population and on the 31 December of each year mentioned, based on the annual migration flows (declarations of arrival and declarations of departure in the municipality) and the annual natural balance. The data does however not provide information on the type of residence permit.</p> <p>3. NO.</p>												
	Netherlands	Yes	<p>1. The table provides all people with Iraqi nationality living in the Netherlands, not taking into account the type of residence permit. We cannot provide any information on the ethnic background of the Iraqi nationals.</p>												

				<table border="1"> <thead> <tr> <th>As of Dec. 31st</th> <th>Number of <i>Iraqi Kurds</i> with permanent residence permits</th> <th>Alternatively: Number of <i>ALL Iraqis</i> with permanent residence permits</th> <th>Give the source for the statistics or estimates. If <i>estimate</i> give upper and lower ranges if possible</th> </tr> </thead> <tbody> <tr> <td>1970</td> <td>N/A</td> <td>N/A</td> <td>Statistics Netherlands</td> </tr> <tr> <td>1980</td> <td>N/A</td> <td>N/A</td> <td>Statistics Netherlands</td> </tr> <tr> <td>1990</td> <td>N/A</td> <td>11 278 (1996)</td> <td>Statistics Netherlands</td> </tr> <tr> <td>2000</td> <td>N/A</td> <td>33 449</td> <td>Statistics Netherlands</td> </tr> <tr> <td>2010</td> <td>N/A</td> <td>52 102</td> <td>Statistics Netherlands</td> </tr> <tr> <td>2014</td> <td>N/A</td> <td>54 159</td> <td>Statistics Netherlands</td> </tr> </tbody> </table>	As of Dec. 31 st	Number of <i>Iraqi Kurds</i> with permanent residence permits	Alternatively: Number of <i>ALL Iraqis</i> with permanent residence permits	Give the source for the statistics or estimates. If <i>estimate</i> give upper and lower ranges if possible	1970	N/A	N/A	Statistics Netherlands	1980	N/A	N/A	Statistics Netherlands	1990	N/A	11 278 (1996)	Statistics Netherlands	2000	N/A	33 449	Statistics Netherlands	2010	N/A	52 102	Statistics Netherlands	2014	N/A	54 159	Statistics Netherlands
As of Dec. 31 st	Number of <i>Iraqi Kurds</i> with permanent residence permits	Alternatively: Number of <i>ALL Iraqis</i> with permanent residence permits	Give the source for the statistics or estimates. If <i>estimate</i> give upper and lower ranges if possible																													
1970	N/A	N/A	Statistics Netherlands																													
1980	N/A	N/A	Statistics Netherlands																													
1990	N/A	11 278 (1996)	Statistics Netherlands																													
2000	N/A	33 449	Statistics Netherlands																													
2010	N/A	52 102	Statistics Netherlands																													
2014	N/A	54 159	Statistics Netherlands																													
			<p>3. The Netherlands does not have specific guidelines concerning the return of Iraqi Kurds. Specific guidelines regarding (postponement of) return of ex asylumseekers to Central and Southern Iraq were issued in 2002 and 2007. Current guidelines are that Iraqis from certain provinces (Bagdad, Anbar, Ninewa, Salaheddin, TaâTMmim, Diyala en Babil) who applied for asylum will not be returned to Iraq. Return to the Iraqi region under control of the Kurdish Regional Government is possible for Iraqis originating from that region.</p>																													
	Poland	Yes	<p>1.</p> <table border="1"> <thead> <tr> <th></th> <th>Number of <i>Iraqi Kurds</i> with</th> <th>Alternatively: Number of <i>ALL Iraqis</i> issued permanent residence permits</th> <th>Number of ALL Iraqis with permanent residence permits (as of Dec. 31st)</th> <th>Give the source for the statistics or estimates. If</th> </tr> </thead> <tbody> <tr> <td></td> <td></td> <td></td> <td></td> <td></td> </tr> </tbody> </table>		Number of <i>Iraqi Kurds</i> with	Alternatively: Number of <i>ALL Iraqis</i> issued permanent residence permits	Number of ALL Iraqis with permanent residence permits (as of Dec. 31 st)	Give the source for the statistics or estimates. If																								
	Number of <i>Iraqi Kurds</i> with	Alternatively: Number of <i>ALL Iraqis</i> issued permanent residence permits	Number of ALL Iraqis with permanent residence permits (as of Dec. 31 st)	Give the source for the statistics or estimates. If																												

	permanent residence permits	Permanent residence permit/permit to settle ¹	Long-term EU-resident permit	Permanent residence permit/permit to settle ²	Long-term EU-resident permit	<i>estimate</i> give upper and lower ranges if possible
1970	No data	No data		No data	No data	No data
1980	No data	No data		No data	No data	No data
1992	No data	48	This type of residence permit was not yet available	No data	No data	No data
2000	No data	0		No data	This type of residence permit was not yet available	Office for Foreigners data
2010	No data	10	4	112	24	Office for Foreigners data
2014	No data	28	1	118	14	Office for Foreigners data

2. Data presented above are aggregated and generated by the Office for Foreigners (source: Pobyt system administered by the Office). They are available online: <http://udsc.gov.pl/en/statystyki/raporty-okresowe/zestawienia-roczne/>.

3. In general, between the beginning of 1990 until 2014, Iraqi Kurdistan was considered to be safe region.

¹ The terminology of the residence permit evolved over the years.

² The terminology of the residence permit evolved over the years.

Consequently persons who had a permanent place of residence in that area were refused to be granted an international protection. Currently, in the view of security situation and increased probability of violation of human rights in the whole country, Kurds can be granted international protection in Poland. As for the return policy, Polish experience in this respect is rather limited. Also, no detailed information on Iraqis with Kurdish background is available. In general, due to the internal situation in Iraq, Poland in 2014 (29th April) suspended forced returns to this country. In 2013, 8 Iraqi citizens were subject to forced returns, one Iraqi returned under the Assisted Voluntary Return Programme. In 2014, 6 Iraqis decided to voluntarily return to Iraq and in 2015 - 4.

Portugal

Yes

1. and 2

As of Dec. 31 st	Number of <i>Iraqi Kurds</i> with permanent residence permits	Alternatively: Number of <i>ALL Iraqis</i> with permanent residence permits	Give the source for the statistics or estimates. If <i>estimate</i> give upper and lower ranges if possible
1970	n/a	n/a	
1980	n/a	n/a	
1990	n/a	n/a	
2000	n/a	n/a	
2010	n/a	1	SEFSTAT
2014	n/a	12	SEFSTAT

3. Given the small number of Iraqi nationals who have applied for protection in Portugal in recent years and also given the fact that most are not Kurds, we have no useful information to provide.


Slovak Republic



Yes

1.

As of Dec. 31 st	Number of <i>Iraqi Kurds</i> with permanent residence permits	Alternatively: Number of <i>ALL Iraqis</i> with permanent residence permits	Give the source for the statistics or estimates. If <i>estimate</i> give upper and lower ranges if possible
1970	N/A	N/A	N/A
1980	N/A	N/A	N/A
1990	N/A	N/A	N/A
2000	N/A	15	N/A
2010	N/A	21	N/A
2014	N/A	25	N/A

2. The statistics provided in the table are collected based on the information system "Register of foreigners with valid residence permits in the territory of the Slovak Republic" (IS ECU). IS ECU represents a common administrative source for the preparation of European, national and other statistical data. IS ECU collects, keeps and provides information about foreigners who were granted residence permit in the territory of the Slovak

			<p>Republic or their residence permit was renewed or extended, information about the procedure for granting residence permit to foreigners and their personal data.</p> <p>3. No.</p>																																								
	Slovenia	Yes	<p>1. Q.1. We do not have statistics available for Iraqis with Kurdish background only. We can provide: a.) number of residents issued for Iraqi immigrants; b.) number of recognized international protection status for Iraqi;</p> <table border="1" data-bbox="750 512 1854 1366"> <thead> <tr> <th>As of Dec. 31st</th> <th>Number of <i>Iraqi Kurd immigrants</i> resident</th> <th>Alternatively: Number of <i>ALL Iraqi immigrants</i> resident</th> <th>Give the source for the statistics or estimates. If <i>estimate</i> give upper and lower ranges if possible</th> </tr> </thead> <tbody> <tr> <td>1970</td> <td>Not available</td> <td></td> <td>Ministry of the Interior</td> </tr> <tr> <td>1980</td> <td>na</td> <td></td> <td></td> </tr> <tr> <td>1990</td> <td>na</td> <td></td> <td></td> </tr> <tr> <td>2000</td> <td>na</td> <td></td> <td></td> </tr> <tr> <td>2010</td> <td>na</td> <td></td> <td></td> </tr> <tr> <td>2012</td> <td>na</td> <td></td> <td></td> </tr> <tr> <td>2013</td> <td>Na</td> <td>9</td> <td>Ministry of the Interior</td> </tr> <tr> <td>2014</td> <td>na</td> <td>12</td> <td>Ministry of the Interior</td> </tr> <tr> <td>2015</td> <td>na</td> <td>30</td> <td>Ministry of the Interior</td> </tr> </tbody> </table>	As of Dec. 31 st	Number of <i>Iraqi Kurd immigrants</i> resident	Alternatively: Number of <i>ALL Iraqi immigrants</i> resident	Give the source for the statistics or estimates. If <i>estimate</i> give upper and lower ranges if possible	1970	Not available		Ministry of the Interior	1980	na			1990	na			2000	na			2010	na			2012	na			2013	Na	9	Ministry of the Interior	2014	na	12	Ministry of the Interior	2015	na	30	Ministry of the Interior
As of Dec. 31 st	Number of <i>Iraqi Kurd immigrants</i> resident	Alternatively: Number of <i>ALL Iraqi immigrants</i> resident	Give the source for the statistics or estimates. If <i>estimate</i> give upper and lower ranges if possible																																								
1970	Not available		Ministry of the Interior																																								
1980	na																																										
1990	na																																										
2000	na																																										
2010	na																																										
2012	na																																										
2013	Na	9	Ministry of the Interior																																								
2014	na	12	Ministry of the Interior																																								
2015	na	30	Ministry of the Interior																																								

			<p>b.) And number of recognized international protection status for Iraqis: from 1995-2015 is 15.</p> <p>2. Sources are collected by the general national Registration System of Foreigners done by the Ministry of the Interior.</p> <p>3. N/A</p>																							
	Sweden	Yes	<p>1. 1970 n/a n/a 1980 n/a n/a 1990 n/a n/a 2000: 49 372 (Statistics Sweden) 2010: 121 761 (Statistics Sweden) 2014: 130 178 (Statistics Sweden)</p> <p>2. Iraqi nationals within the population registration as present.</p> <p>3. We have no sources for ethnicity.</p>																							
	United Kingdom	Yes	<p>1 and 2.</p> <table border="1" data-bbox="750 805 1825 1372"> <thead> <tr> <th>As of Dec. 31st</th> <th>Number of <i>Iraqi Kurds</i> with permanent residence permits</th> <th>Alternatively: Number of <i>ALL Iraqis</i> with permanent residence permits</th> <th>Give the source for the statistics or estimates. If <i>estimate</i> give upper and lower ranges if possible</th> </tr> </thead> <tbody> <tr> <td>1970</td> <td>Not available</td> <td>Not available</td> <td>Not available</td> </tr> <tr> <td>1980</td> <td>Not available</td> <td>Not available</td> <td>Not available</td> </tr> <tr> <td>1990</td> <td>Not available</td> <td>Not available</td> <td>Not available</td> </tr> <tr> <td>2000</td> <td>Not available</td> <td>23,000 (+/- 6,000)</td> <td>Annual Local Area Labour Force Survey (March 2000 to</td> </tr> </tbody> </table>				As of Dec. 31 st	Number of <i>Iraqi Kurds</i> with permanent residence permits	Alternatively: Number of <i>ALL Iraqis</i> with permanent residence permits	Give the source for the statistics or estimates. If <i>estimate</i> give upper and lower ranges if possible	1970	Not available	Not available	Not available	1980	Not available	Not available	Not available	1990	Not available	Not available	Not available	2000	Not available	23,000 (+/- 6,000)	Annual Local Area Labour Force Survey (March 2000 to
As of Dec. 31 st	Number of <i>Iraqi Kurds</i> with permanent residence permits	Alternatively: Number of <i>ALL Iraqis</i> with permanent residence permits	Give the source for the statistics or estimates. If <i>estimate</i> give upper and lower ranges if possible																							
1970	Not available	Not available	Not available																							
1980	Not available	Not available	Not available																							
1990	Not available	Not available	Not available																							
2000	Not available	23,000 (+/- 6,000)	Annual Local Area Labour Force Survey (March 2000 to																							

			February 2001)
2010	Not available	37,000 (+/- 8,000)	Annual Population Survey (January 2010 to December 2010)
2014	Not available	40,000 (+/- 9,000)	Annual Population Survey (January 2014 to December 2014)

2. The Labour Force Survey (LFS) is a household survey of people in the UK. It includes those deemed resident at private addresses, so covers students in halls of residence with parents resident in the UK. However, it does not cover most communal establishments. Its purpose is to provide information on the UK labour market but it includes data on a variety of other variables such as country of birth and nationality.

The Annual Population Survey (APS) combines results from the LFS and the English, Welsh and Scottish Labour Force Survey boosts. These boosts increase the size of the sample. During 2004 and 2005 the APS also comprised of an additional boost for England.

Each quarter's LFS sample of 40,000 households is made up from five "waves", each of approximately 8,000 households. Each wave is interviewed in five successive quarters, such that in any one quarter, one wave will be receiving their first interview, one wave their second and so on, with one wave receiving their fifth and final interview. Thus there is an 80 per cent overlap in the samples for each successive quarter and the sample is completely different after six quarters.

In some areas of the UK the boost makes up the bulk of the APS dataset, with a smaller contribution from the main LFS. The boost has a four year wave structure instead of the five quarter wave structure in the main LFS; after the initial interview, sampled households are interviewed three more times on an annual basis. Therefore the boost for these areas may be

slower to react to a change in migration patterns than the main LFS and the speed with which the APS sample responds to changes in the household population may vary across the UK.

More robust estimates are available by using the APS than from the main LFS. APS datasets are produced quarterly with each dataset containing 12 months of data. There are approximately 320,000 persons per dataset.

3. No



Norway

Yes

There are no statistics readily available for Iraqi Kurds in Norway. As with Kurds from Turkey, Syria and Iran, their number has been combined with co-nationals. In general, Norway does not have statistics on ethnic identity.

The number of **resident Iraqi** immigrants 1970 -2014 is given here:

As of Dec. 31 st	Number of <i>Iraqi Kurd immigrants</i> resident	Alternatively: Number of <i>ALL Iraqi immigrants</i> resident	Give the source for the statistics or estimates. If <i>estimate</i> give upper and lower ranges if possible
1970	Not available	24	Statistics Norway from Central Population register
1980	na	38	idem
1990	na	738	idem
2000	na	6941	idem

2010	na	20604	idem
2014	na	22149	idem

Not included are asylum seekers waiting for a decision and former asylum with a negative decision who have not yet left the country.

Policy shifts

- *Registration of fingerprints, 1999* and check against Eurodac
- *Restrictions in asylum policy, 1999* as response to a significant increase in the number of asylum seekers from Iraq.
The new policy was to offer one year residence and work permits with no right to seek family reunification (MUF). However, many stayed for an extended period. Many received first a series of temporary residence permits, until they got final residence permits in 2006.
- *Fast-tracking of asylum applications, 2008*
A fast-track processing of Iraqi asylum seekers was operative from October 2008 until June 2009.
- *Assisted Return, 2008*
A country-specific return and reintegration programme, IRRINI, was established in 2008 for Iraqi. The overwhelming majority of those who returned through IRRINI until the programme was ended in 2015 were rejected asylum seekers with an Iraqi Kurdish background.
- *Readmission agreement, 2009*
Authorising Norway to forcibly return Iraqis with a negative decision on their asylum application. During the period 2002-2013, 300 were returned to Iraq forcibly or with assistance.

