



EMN BULLETIN

The EMN Bulletin provides policymakers and other practitioners with an outline of recent migration and international protection policy developments at EU and national levels in the period October 2012 to January 2013, including (latest) relevant published statistics.

Specific topics covered are **general policy developments; legal migration; international protection; trafficking; borders, including Schengen; visas; external dimension; irregular and return migration; integration; citizenship; and additional complementary statistics.**

1. GENERAL POLICY DEVELOPMENTS

Statement from Commissioner Malmström on the occasion of **International Migrants' Day** (European Commission)

Outcomes of **JHA Council meeting, 6-7 December 2012** on the mid-term review of the Stockholm Programme. (Justice and Home Affairs Council)

Start of operations for new **EU agency for management of large-scale IT systems** in the area of freedom, security and justice, which will manage **Eurodac**; the **Visa Information System (VIS)** and the second-generation **Schengen Information System (SIS II)**. (European Commission)

Commission Task Force on Greece Q4 2012 Quarterly Report, where progress made in asylum and migration given in **Section 11**. (European Commission)

Annual Resolution on Fundamental Rights, including for migrants (European Parliament)

2. LEGAL MIGRATION

Statistics

On 1st January 2011, the **total EU-27 population was 502.5 million** and grew by 1.4 million in 2010, an annual rate of +2.7 per 1000 inhabitants, due to a natural increase of 0.5 million (+1.0‰) and net migration of 0.9 million (+1.7‰).

6. VISAS

Statistics

(Source: DG HOME's compilation with data from Member States' authorities, in accordance with the Visa Code)

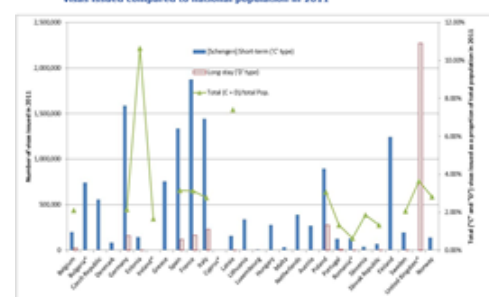
In 2011, around 12.6 million "C" (aka Schengen) visas, including for multiple entry, permitting stays of up to three months (short stays) were issued by 26 Schengen States (All EU Member States except for BG, CY, IE, RO, UK + NO, IS, CH and LI). This figure was an increase of 14.1% from the previous year.

Main countries in which these visas were applied for were Russian Federation (around 5.2 million, 39% of total applications), Ukraine and China (each around 1.1 million, 8% each) plus Turkey (around 600 000, 5%).

Examples of the number of long-term "D" visas in 2011, issued under Member State competence typically for stays exceeding three months, are 275 505 (Poland), 237 810 (Italy), Spain (120 830) and Belgium (28 120).

[Full Size Image](#)

Figure 4: Type "C" and "D" visas issued by EU Member States plus Norway and proportion of total visas issued compared to national population in 2011



In 2011, 33.3 million foreign citizens lived in the EU-27 Member States, of which 12.8 million (2.5% of the total population) were citizens of another EU-27 Member State and the remaining 20.5 million (4.1% of the total population) were citizens of countries outside the EU-27.

The largest numbers of third-country nationals in the EU as a whole are from Turkey (approx. 2.3 million), Morocco (approx. 1.9 million), Albania (approx. 1 million), China (approx. 0.8million).

Around two million first residence permits were issued to third country nationals in the EU in 2011, a decrease of 16.6% compared to 2010, which might be an impact of the economic crisis.

The number of permits issued for remunerated activities represented 21.7% (32.5% in 2010) of the total number of permits issued, with 33.9% (30.2% in 2010) for family reasons, 23.4% (20.6% in 2010) for study and another 21% (17% in 2010) for various other reasons (protection-related, residence without the right to work, etc.)

WHAT IS THE EUROPEAN MIGRATION NETWORK (EMN)?

A network co-ordinated by the European Commission, assisted by two Service Providers, in co-operation with National Contact Points (EMN NCPs) established in each Member State plus Norway. Its purpose is to provide up-to-date, objective, reliable and comparable information on migration and asylum with a view to supporting policymaking in the European Union in these areas, as well as to the wider public. More information, as well as all EMN outputs, is available from www.emn.europa.eu.

Economic migration

Employment and Social Developments in Europe 2012 Report, covering also migration in respect to income and poverty, unemployment and skills mismatch. (European Commission)

Launch of EU Skills Panorama to improve the capacity for and governance of skills assessment and anticipation notably to enhance the matching of supply and demand for labour across Europe. (European Commission)

Speech by Commissioner ANDOR on Improving Access to Labour Market Information for Migrants & Employers, as part of an IOM Labour Migration conference (European Commission/IOM)

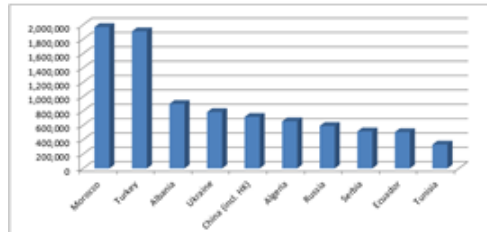
Entrepreneurship 2020 Action Plan, which aims to provide decisive actions to unleash Europe's entrepreneurial potential, including of migrant entrepreneurs. (European Commission)

Contribution of migrant entrepreneurs to the EU economy (Opinion of the European Economic and Social Committee)

Crushed Hopes: Underemployment and deskilling among skilled migrant women. This report is a collective publication comprising a review of international literature on the subject of migrant deskilling and underemployment from a gender perspective and three empirical case studies from Switzerland, Canada and United Kingdom (International Organization for Migration)

[Full Size Image](#)

Figure 1: Top 10 third-country nationalities of all permits holders in the EU-27 on 31.12.2011



Data Source: Eurostat, as per Regulation 862/2007

Source: European Commission/European Migration Network.
* Note: BG, RO and CY are not yet full members of Schengen but implement certain provisions of the Schengen acquis. Their visas are nevertheless not valid for entry into the Schengen area. IE and UK are not part of Schengen.

EU Developments

EU-Armenia Agreement on facilitating the issuing of visas (European Council)

Communication on Visa Policy looking at ways to make sure that the visa rules help the EU to remain an attractive destination, in particular for those countries presenting a high tourist generating potential (European Commission)

Report on the functioning of Local Schengen Cooperation which evaluates the first two years of implementation of the EU Visa Code and makes concrete recommendations for how cooperation can be improved, particularly on the harmonisation of practices. (European Commission)

Proposal for visa-free travel to citizens of 16 Island Nations to be reciprocated through visa waiver agreements, ensuring a full visa free regime for all EU citizens who wish to travel to these countries. (European Commission)

7th Visa Reciprocity report giving an annual assessment of the implementation of current EU visa reciprocity mechanisms (European Commission)

EMN study on Visa Policy as Migration Channel examining the effects of visa policy on the management of migration, both in terms of facilitating legal migration and preventing irregular migration. (European Migration Network)

7. EXTERNAL DIMENSION OF MIGRATION POLICY

Publication in Official Journal of European Parliament Resolution of 5 April 2011 on migration flows arising from instability: scope and role of the EU foreign policy (Official Journal of the European Union)

EU Remittances for Developing Countries, Remaining Barriers, Challenges and Recommendations (European Commission)

Migratory flows in Latin America and the Caribbean (LAC), and between LAC and the EU (IOM)

Report on Migration and Climate Change which considers public and policy discussions on climate change's likely impacts on the movement of populations, both internally and worldwide. (Worldwatch Institute)

World Disasters Report 2012 - Focus on forced migration and displacement (International Federation of Red Cross and Red Crescent Societies)

Students

In advance of the Commission's proposal revising the Students and Researchers directives, the [EMN Conference 2012](#) addressed the Immigration of International Students to the EU, linked also to the [EMN study](#). (European Migration Network).

Eurostat statistics on the number of first-time residence permits issued for the purpose of study in Member States is shown for the years 2008 – 2011 in Figure 2 above. As well as showing the total numbers and the annual fluctuations during the reference years, the graph shows also the number of first-time residence permits issued for the purpose of Study as a percentage of the total population for each Member State, for the year 2011.

[Full Size Image](#)

Figure 2: Number of first-time residence permits issued for the purpose of Study (2008-2011)



Data Source: Eurostat, as per Regulation 852/2007

Family Reunification

[Transnational Families and the impact of Economic Migration on Families](#) (COFACE – Confederation of Family Organisations in the EU)

National Developments

Finland

[Preliminary figures by Statistics Finland](#) report that a record number of immigrations occurred in 2012. Net migration remained at a similarly high level as in 2011, 16 800 persons. NB A [centre of expertise](#) that would survey statistical and research information about immigration is proposed to be established at the Finnish Immigration Service, in connection with the Finnish national contact point of the European Migration Network (EMN).

Germany

National Statistics Office reports that the national population increased in 2012 for the second consecutive year, to around 82 million, principally due to immigration.

Italy

National Institute of Statistics [Report on the Census of Population and Housing 2011](#) including statistical data on third-country nationals residing in Italy.

Malta

National Statistics Office [Preliminary Report on the Census of Population and Housing 2011](#) with general data on the population in Malta, including indications on non-national residents. [October 2012]

Netherlands

[Regulation for children who have resided in Netherlands for a prolonged period of time](#): the Council of Ministers has agreed to the proposal of State Secretary Teeven of Security and Justice to implement a definitive regulation for children seeking asylum who have resided in Netherlands for at least five years. These children and their relatives can qualify for a residence permit if they satisfy certain conditions. [December 2012]

8. IRREGULAR MIGRATION

Statistics

In 2011, around 343 000 persons were refused entry, with the largest being by Spain (around 228 000, mainly at its border with Morocco in Ceuta and Melilla), followed by Poland (around 20 000).

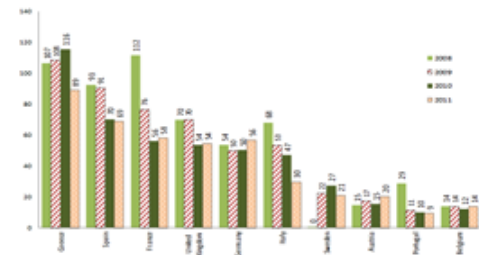
Frontex's [Quarterly Report Q2 2012](#) noted an increase in irregular border crossings with 23 092 detections; 56% of all detections were at the land border between Greece and Turkey. The most commonly detected nationality was Afghan, but there was also a significant increase in migrants from Syria.

Frontex's Situational update (October 2012): [Migratory situation at the Greek-Turkish border](#)

In 2011 the number of irregularly staying third-country nationals apprehended in the EU-27 was around 468 500, with the largest being for Greece (around 89 000) followed by Spain (around 69 000). In 2010 there were around 505 000 apprehensions.

[Full Size Image](#)

Figure 3: Apprehensions, 'top-ten' Member States, in 1 000s (2008-2011)



The EMN's recently completed study on Practical Measures for Reducing Irregular Migration gives inter alia some updates on the estimates of the numbers of irregular migrants, ref. Table 1 below.

The Clandestino project has also released new estimates of the irregular population in Greece (up to 390 000 in 2011) and for Germany (between 100 000 and 400,000 in 2010).

EU developments

[ECJ Judgment](#): The directive on the return of irregular immigrants does not preclude a Member State from punishing an irregular stay with a fine which may, under certain conditions, be replaced by an expulsion order (Court of Justice of the European Union)

[Fundamental rights considerations of apprehending irregular migrants](#) (EU Agency for Fundamental Rights)

[WHO European review of social determinants of health and the health divide](#), including the situation of irregular migrants (World Health Organisation)

Launch of [Undocumentary project](#), which is a web documentary on the daily realities faced by irregular migrants living in Europe (PICUM - Platform for International Cooperation on Undocumented Migrants)

The National Statistics Office also reports that the **number of migration marriages to Netherlands is decreasing**. In 2011 a partner moved to Netherlands to get married in over 8 percent of the marriages involving third country nationals. This is far less than in 2002. There is a trend among residents with a Turkish or Moroccan background towards marrying someone of the same country of origin who lives in Netherlands as well.

Poland

In October 2012, the Minister of Interior identified the **new migration policy of Poland as one of the priorities** to be carried out by the Ministry in 2012 and 2013. This means inter alia drafting an Action Plan for implementing the recommendations of Poland's Migration Policy – current state of play and further actions, the most important policy document in the area of migration which was adopted in July 2012 by the Council of Ministers.

United Kingdom

Latest provisional estimates of long-term migration show that 536 000 people immigrated in the year ending March 2012, which is significantly lower than the 578,000 who immigrated the previous year. Provisional data also show that 353,000 emigrants left in the year ending March 2012. This is higher than the 336,000 who emigrated in the year to March 2011. There was a significant decrease in the numbers of people arriving to study, 213 000 in the year to March 2012; lower than the 232 000 recorded the previous year. Decreases have also been seen in the numbers arriving for work-related reasons at 177 000 in the year to March 2012 compared to 194 000 the previous year. Excluding visitor and transit visas, the total number of visas issued fell by 14 per cent to 508 488 in the year ending September 2012 (compared with 593 978 in the previous 12 months), to the lowest 12-monthly total recorded using comparable data available from 2005. Source: [Office for National Statistics](#).

3. INTERNATIONAL PROTECTION, INCLUDING ASYLUM

Statistics

In the **third quarter of 2012**, there were some 88 385 asylum applicants in the EU 27 plus Norway, a significant increase from Q2 2012 largely due to increased Syrian asylum seekers. The main countries of citizenship were Syria (7 760), Afghanistan (6 905) and Russia (6 200), with most applications in Germany (20 375), France (14 765), Sweden (13 375), United Kingdom (7 435) and Belgium (7 110).

In 2011, EU Member States recorded 303 105 asylum applications, a 16.8% increase from 2010 when the number was 259 000. France (57 335), Germany (53 345), Italy (34 115) and Belgium (32 270) received the most applications.

In proportion to the total population, this was largest for Malta (4 525 per million inhabitants), Luxembourg (4 210), Sweden (3 155), Belgium (2 955) and Cyprus (2 200).

In 2011, the most important countries of citizenship of asylum seekers in the EU were, in order: Afghanistan (28 000), Russia (18 200), Pakistan (15 700), Iraq (15 200) and Serbia (13 900).

National Developments

Belgium

Publishing of **draft legal provisions to better fight against marriages and cohabitations of convenience** which would inter alia include the introduction of a definition of "cohabitation of convenience" in the civil code, tougher sentences for persons forcing someone to marry or legally cohabiting and an marriage or legal cohabitation of convenience.

France

Issuing of a new circular from the French Minister of Interior to **define the requirements for regularising illegally-staying migrants**, especially families and working singles.

Luxembourg

Transposition of Directive 2009/52/EC providing for "minimum standards on sanctions and measures against employers of illegally staying third-country nationals" into national law (**Law of 21 December 2012**). **Regularisation measure for irregularly staying persons** are taking place, running from 2 January to 28 February 2013.

Full Size Image

Table 7. Estimates of numbers of Irregular migrants reported by Member States and Norway

(Member) State	Year of estimate	Source of estimate	Estimate (range, where given)	Estimate (range / central figure, where given)
Austria	2008	Clandestine	25 174 - 73 838	49 506
Finland	2011	National Bureau of Investigation estimates		4 000
	2008	FIN National Report (Based on Clandestine method)	190 000 - 420 000	
Germany	2010		140 000 - 340 000	
	2008	FIN National Report		249 108
Greece	2010			443 800
	2008		30 000 - 82 000	
Ireland	2009	Initiatives and Studies on Multi-ethnicity (ISMU) Foundation		500 000
	2010			544 000
Italy	2011			= 500 000
	2009	Research and Documentation Centre (VORCE)	60 067 - 133 624	97 145
Slovak Republic	2008	Clandestine	15 000 - 20 000	
	Late 2007	London School of Economics	417 000 to 863 000	618 000
Norway	2006	Statistics Norway	32 000 - 32 000	18 000

Source: EMN, see also Annex VII of Synthesis Report

Full Size Image

Figure 6: Issued Removal Orders and Returns made in 2011, also returns made in 2011 as % of removal orders issued in 2011



Data Source: Eurostat, as per Regulation 862/2007

Poland

The Minister of Interior has proposed **changes in guarded centres for foreigners**, resulting from inspections carried out in November 2012 on the initiative of the Ministry of Interior following accusations made by third country nationals staying in such centres that their rights were being violated by Border Guard officers. **A new operation model for the Border Guard** has also been developed which has the effect of widening the tasks and powers of the Border Guard in the area of migration, setting out the following priorities: to protect the state border that is now the European Union's external border; to perform border clearance; to combat illegal migration, border crime and crime that involves foreigners; and to run guarded centres for foreigners.

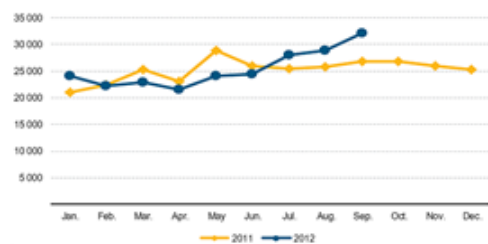
In 2011, 59 560 asylum seekers **received a protection status** in the EU at First Instance (refugee (29 035), subsidiary protection (21 450) or humanitarian (9 070)). Protection was therefore granted in around 25% of decisions taken in first-instance procedures, with the largest number being granted by Germany (9 675, with 7 100 refugee status), Sweden (8 805, with 2 335 refugee status), United Kingdom (7 240, with 5 515 refugee status), and Italy (7 155 with 1 805 refugee status).

In addition, there were 4 090 resettled refugees in 2011, most going to Sweden (1 620).

In 2011, 12 355 unaccompanied minors applied for asylum, more than in 2010 (around 10 700). Sweden (2 655) and Germany (2 125) received the largest number.

[Full Size Image](#)

Figure 3: Asylum applications in EU-27, January 2011 – September 2012 (latest available statistics)



Source: Eurostat statistics in focus 14/2012

EU Developments

Outcomes of JHA Council meeting, 6–7 December 2012 on the Common European Asylum System (CEAS), notably asylum procedures directive, Eurodac plus Dublin Regulations.

Political agreement on reception conditions for asylum seekers: Better and more harmonised living standards and more effective rules for fighting abuse (Justice and Home Affairs Council)

European Parliament favours police access to asylum seekers' fingerprints in Eurodac, subject to safeguards (European Parliament)

Launch of European Asylum Support Office (EASO) website

The Migration Policy Centre has launched the website 'Syrian Refugees. A snapshot of the crisis – in the Middle East and Europe', www.syrianrefugees.eu

National Developments

France

Publication of a report from the French Senate which highlights **21 recommendations with the aim of strengthening the coherence of the French system for examining applications for asylum** and enhancing quality and efficiency of decision-making at first instance.

Germany

Due to a sharp increase of applications from the Western Balkan States in 2012, special measures were launched: asylum applications from these states were given top priority; until 15th December all decision makers were in charge of asylum applications from these states, especially from Serbia and FYROM; and additional staff members were seconded. As a result, applications and pending cases from Serbia and FYROM decreased.

9. RETURN MIGRATION

In 2011 Member States returned around 190 000 third-country nationals, with the largest being for United Kingdom (around 49 000) followed by Spain (around 23 000). In 2010 there were around 224 000 returns.

10. INTEGRATION

Statistics

According to the [Employment and Social Developments in Europe 2012](#):

In the EU as a whole, third-country nationals accounted for 4.6 % of the active population in 2011, but 9.5 % of overall unemployment, and the same share of the long-term unemployed.

In 2011, the unemployment rate for third-country nationals was around 20 % in the EU-27, twice the average (9.7 %), with a rate above 25 % in France, Belgium, Sweden and Spain.

In terms of long-term unemployment, 8.6 % of third-country nationals were affected in 2011 – again twice the overall EU rate of 4.3 %.

Third-country nationals, as opposed to mobile EU citizens and ethnic minorities, were found to have a 5% greater probability of being over-qualified relative to national counterparts.

The risk of poverty or social exclusion for migrants from outside the EU is 38 %, much higher than the risk for non-migrants (i.e. people born in their country of residence), at 22 %, and for mobile EU citizens from other EU Member States (around 21 %).

In 2010, the rate of early school leaving among third-country nationals aged 18-24 was 33%, compared to 14.1% of the total population in the same age group.

EU developments

Outcomes of Expert Conference on Integration of Immigrants (Cyprus Presidency of EU Council)

Participation and social inclusion of young people with emphasis on those with a migrant background (European Council conclusions)

The integration of migrants, its effects on the labour market and the external dimension of social security coordination (European Parliament)

ECJ judgment: A third-country national who resides legally in the Member State of origin of his daughter and his spouse, while they have moved to another Member State, cannot rely on their EU citizenship in order to base his right of residence on EU law (Court of Justice of the European Union)

NEETs - Young people not in employment, education or training: Characteristics, costs and policy responses in Europe, which found that young people with an immigration background are 70% more likely to become NEET compared to other young people. (Eurofound)

Lithuania

IOM Vilnius has published a study which analyses court decisions in asylum cases and, based on the analysis, provides recommendations in asylum decision making.

Poland

A record number of asylum seekers arrived in Poland in 2012 (10 753 persons; asylum applications lodged for the first time accounted for 85%). Poland's participation in the EUREMA program resulted for the first time in the relocation of asylum seekers from Malta

Spain

On 28th December 2012, a new Resettlement National Programme was adopted by the Spanish Government, in accordance with the First Additional Provision of the Spanish Asylum Law. As part of the programme, Spain has pledged to resettle up to 30 beneficiaries of international protection. This new programme will follow up on the 2011 National Programme for Resettlement, which allowed for the resettlement of 80 refugees from the Choucha camp (Tunis, Tunisia).

Norway

Evaluating the legal aid provided to asylum seekers Report, assessing whether the legal scheme ensures legal assistance and guidance for asylum seekers and an efficient and transparent system for allocating attorneys to clients.

4. ERADICATION OF TRAFFICKING IN HUMAN BEINGS

EU Developments

Council conclusions on the new EU Strategy towards the Eradication of Trafficking in Human Beings 2012-2016 (JHA Council)

Speech by Commissioner Malmström "Towards the eradication of trafficking in Human Beings" on 6th EU Anti-Trafficking day (European Commission)

Draft Opinion on the EU strategy towards the eradication of trafficking in human beings 2012-2016 (Committee of the Regions)

Training Manual for Border Guards on combatting trafficking (Frontex)

National Developments

Finland

48 people were accepted into the system of assistance for victims of human trafficking in 2012. In the previous year, the figure was almost the same, 52. However, these figures do not reflect the full extent of human trafficking in Finland, and the number of victims is likely to be higher.

Netherlands

The national Rapporteur on Trafficking in Human Beings presented a survey on cases of trafficking in human beings in the period 2009-2012, and published a survey on the integral approach to human trafficking on a municipal level plus research on quantitative data from the period 2007-2011.

Feasibility study on the labour market performance of regularised migrants in Europe (ICMPD)

Indicators of integration of immigrants and their children (OECD Report)

Education and the role of migrant parents for integration of migrant and Roma children (COFACE)

Migrating Towards Participation: Immigrants and Their Descendants in the Political Process (Centre for European Studies Policy Brief)

National developments

Netherlands

Publication on the socio-cultural position of the four largest non-Western migrant groups in the Netherlands. The way in which the socio-cultural position of migrant groups develops is closely related to developments in the host society, such as the social climate with regard to migrants, the economic circumstances and the opportunities that migrants perceive and receive.

Spain

Implementation of the project FIRIR "Training for the identification and registration of racist or xenophobic incidents", has trained more than 2.500 trainers of the State Security forces. The "Handbook for training Security Forces in identifying and recording racist or xenophobic incidents" has also been published.

Norway

Challenges facing family immigrants to Norway in respect of the assistance (in language, information, social network and work) such migrants receive from various actors in the local community.

11. CITIZENSHIP

Statistics

In 2010, around 713.500 third-country nationals acquired citizenship of an EU-27 Member State (excluding Romania which in 2009 was 9.180), a like-for-like increase of 4% from 2009.

The largest groups acquiring citizenship were previously nationals of Morocco (8.3% of total), Turkey (6.2%), Ecuador (5.6%) and India (4.3%).

The main Member States granting citizenship were United Kingdom (24% of total), France (18%), Spain (15%), Germany (13%) and Italy (8%).

National developments

Belgium

Modification of Nationality Code, entering into force on 1st January 2013, making the acquisition of nationality possible only for foreigners holding an unlimited legal right to stay, plus proof of their integration and economic participation and knowing one of the three national languages.

Finland

A total of 9 518 persons were granted Finnish citizenship in 2012. The number more than doubled compared to the year 2011, when 4 794 people were granted Finnish citizenship

5. BORDERS - SCHENGEN

Outcomes of JHA Council meeting, 6-7 December 2012 on Schengen, SIS II and the 2nd biannual report on the functioning of the Schengen area (Justice and Home Affairs Council)

EUROSUR border surveillance must help save migrants' lives (European Parliament)

Report on the draft Council regulation on migration from the Schengen Information System (SIS 1+) to the second generation Schengen Information System (SIS II) (European Parliament)

Judgment Case C-23/12: Regulation (EC) No 562/2006 – Community Code on the rules governing the movement of persons across borders (Schengen Borders Code) – Alleged violation of the right to respect for human dignity – Effective judicial protection – Right of access to a court (Court of Justice of the European Union)

France

Publication of new instructions from the French Minister of Interior to **clarify certain criteria considered for the examination of applications for access to French nationality**, with an emphasis on the applicant's employability and the legality of his/her stay.

Luxembourg

Presentation of the **outcomes of the public debate on the law of 23 October 2008 on Luxembourg nationality and a parliamentary debate on a future reform of the law of 23 October 2008** have taken place.

12. ADDITIONAL COMPLEMENTARY STATISTICS

Additional tables are also provided in **Annex** for the EU-27 Member States plus Norway and more statistics may be obtained from **Eurostat's database** and/or **national statistical offices**.

A) Recently published statistics reports include:

Eurobarometer – **Public Opinion in EU Regions** (see Slides 13 and 20)

Eurostat – **Remittances in 2010**

Eurostat – **Asylum applicants and first instance decisions on asylum applications: Q2 2012 and Q3 2012**

Eurostat – **Acquisition of Citizenship 2010**

Frontex – **Quarterly Report Q2 2012**

Eurostat – **EU in the World 2013** (see Population chapter)

Eurostat – **Pocketbook on Euro-Mediterranean statistics 2012** (see Demography section)

b) EU demographic perspectives (See Eurostat Statistics in Focus 23/2011 for national variances)

EU-27 population overall is projected to increase from 501 million on 1 January 2010 to 525 million in 2035, to peak at 526 million around 2040, and thereafter gradually decline to 517 million in 2060.


EU-27 population is also projected to continue to grow older, with the share of the population aged 65 years and over rising from 17.4% in 2010 to 29.5% in 2060, and those aged 80 and over rising from 4.6% to 12%.

Whereas in 2010 there were 4 persons aged 15 to 64 for every one person aged 65 or over, in 2060 the ratio is expected to decrease to be 2 to 1.

EU Migration Statistics 2011 at a glance

(Updated January 2013. Source: Eurostat, as per Regulation 862/2007 except for Visas. Figures are for 2011 unless stated otherwise and rounded up or down to the nearest 5; ":" means no data available; Statistics on Schengen Visas come from Member States as per the Visa Code and for Long-Stay visas from EMN NCPs with those in italics provisional for the first nine months of 2011).

[Full Size Image](#)

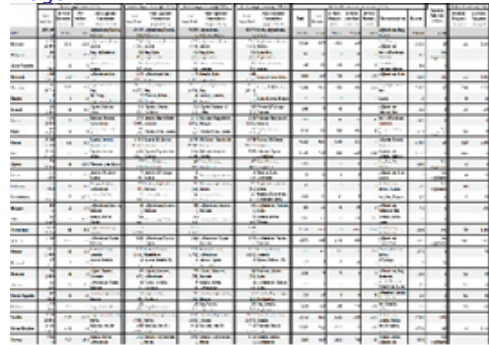


This is a large, multi-column data table. The columns include Country, Asylum seekers, and various sub-categories of asylum seekers. The rows list different countries and their corresponding statistics for 2011 and the first three quarters of 2012.

EU Asylum Statistics 2011 plus Q1, Q2 and Q3 2012 at a glance

(Updated January 2013. Source: Eurostat, according to Regulation 862/2007. Figures are for 2011 unless stated otherwise and rounded up or down to the nearest 5; ":" means no data available)

[Full Size Image](#)



This is a large, multi-column data table, similar to the one above. It contains detailed statistics on asylum seekers across various EU countries for the year 2011 and the first three quarters of 2012. The table is organized into several sections, likely corresponding to different categories of asylum seekers.