

# Key figures on immigration 2023



Overall responsibility for the publication:

European Migration Network  
Finnish Immigration Service  
P.O. Box 10  
FI-00086 MAAHANMUUTTOVIRASTO, FINLAND

Tel. +358 (0)295 430 431  
emn@migri.fi

ISBN: 978-952-7427-51-4

<https://urn.fi/URN:ISBN:978-952-7427-51-4>

2024

Design and layout: OSG Communications

# Key figures on immigration 2023

Overview 2023 .....	4
First residence permit issued, top 10 nationalities by grounds of issuance ..	6
Work in Finland .....	8
Migration to Finland on the grounds of family ties .....	11
Migration to Finland on the grounds of studying .....	14
Other grounds .....	16
Registration of the right of residence of an EU citizen and family members.....	18
Permanent residence permit .....	20
How many people sought asylum in Finland? .....	22
Decisions made in the asylum process .....	26
Temporary protection.....	30
Quota refugees.....	33
Reception of asylum seekers .....	34
Trafficking in human beings .....	38
Citizenship .....	41
Irregular migration.....	43
Removal decisions and entry bans.....	46
Enforcement of removal from the country .....	49
Voluntary return.....	50
EU-level statistics on asylum and migration .....	52

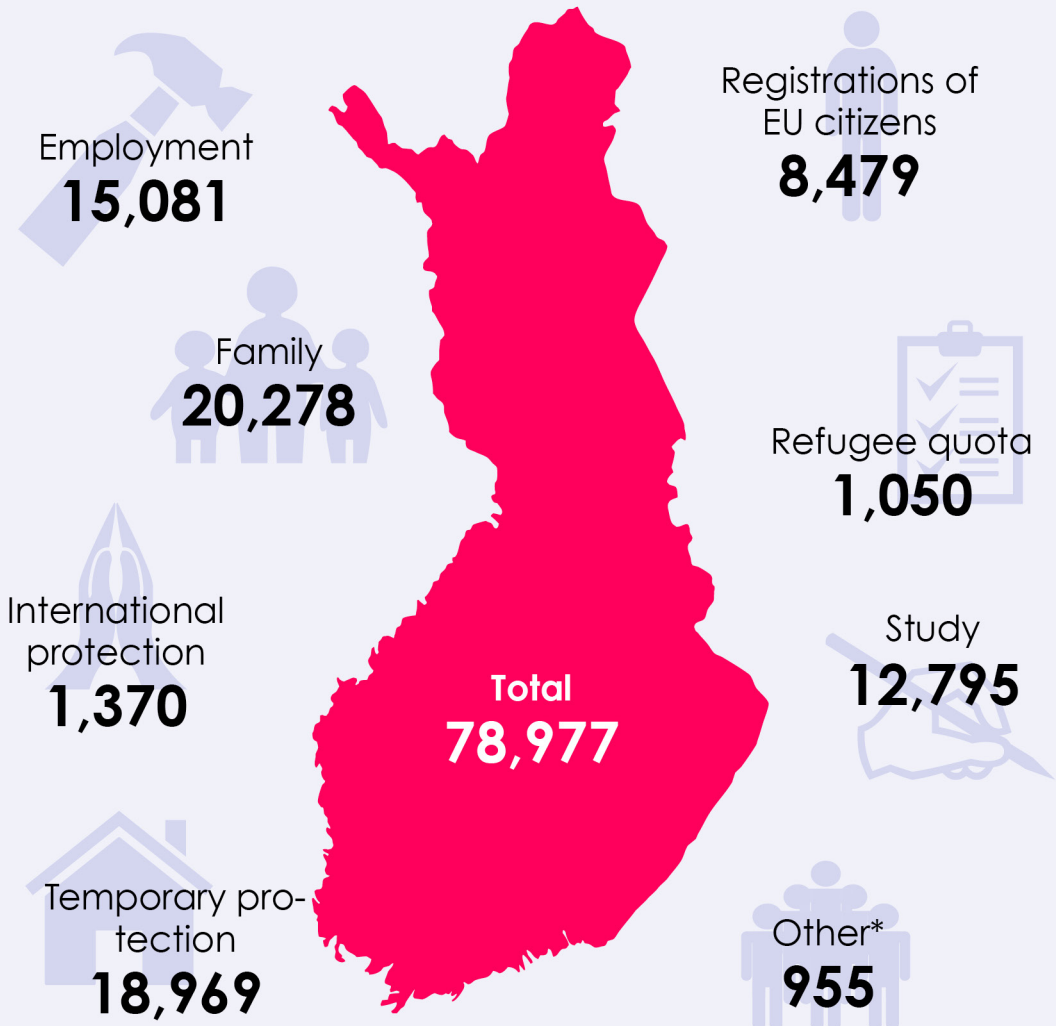
The Finnish National Contact Point of the European Migration Network (EMN) has compiled this statistical review from the statistics of the Finnish Immigration Service, the Police, the Finnish Border Guard, the International Organization for Migration (IOM) and Eurostat. In addition, the EMN has produced the annual report on migration, which covers all aspects of migration and asylum in Finland in 2023. The report provides advanced information on the phenomena discussed in this statistical review as figures.

The Finnish National Contact Point of the EMN is responsible for any potential errors and misinterpretations in this statistical review.

# Overview 2023

The figure includes the first residence permits issued by the Finnish Immigration Service to third-country nationals as well as the registration of the right of residence of EU citizens and their family members. It also includes the beneficiaries of temporary protection.

In 2023, the largest group was third-country nationals who entered the country on the grounds of family ties. The second largest group was people who had fled the war in Ukraine and were granted temporary protection.

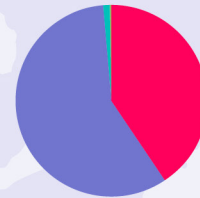






# First residence permits issued, top 10 nationalities by grounds of issuance

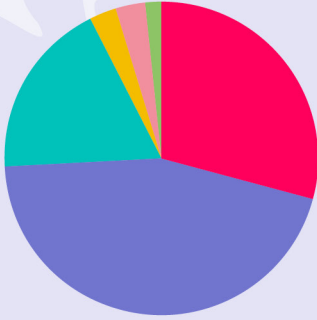
The map indicates the top 10 countries to whose citizens the Finnish Immigration Service issued the highest number of first residence permits in 2023. The graphs show the distribution of the grounds of issuance of residence permits per nationality.\* Some nationalities also received international or temporary protection. The figure does not include temporary protection permits issued to Ukrainians.



Kosovo

\*Grounds in the graphs: employment, family, study, international protection, temporary protection and other. The "Other" category includes the following grounds of residence permits: adoption, au pair, victim of trafficking in human beings, working holiday, looking for work, established relationship, other grounds, former Finnish citizen and residence permits issued on other grounds in the asylum process.

\*\* Also includes other residence permits issued in connection with international protection



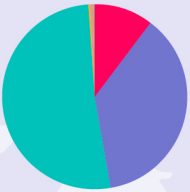
Russia



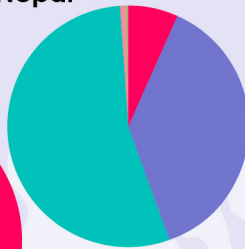
China



Nepal



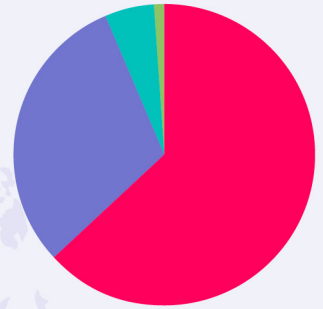
Pakistan



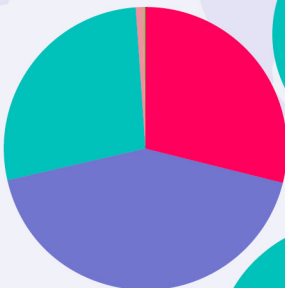
Bangladesh



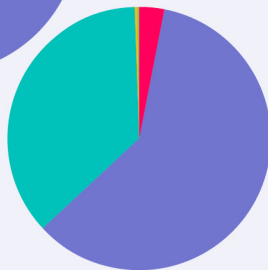
Vietnam



Philippines



India

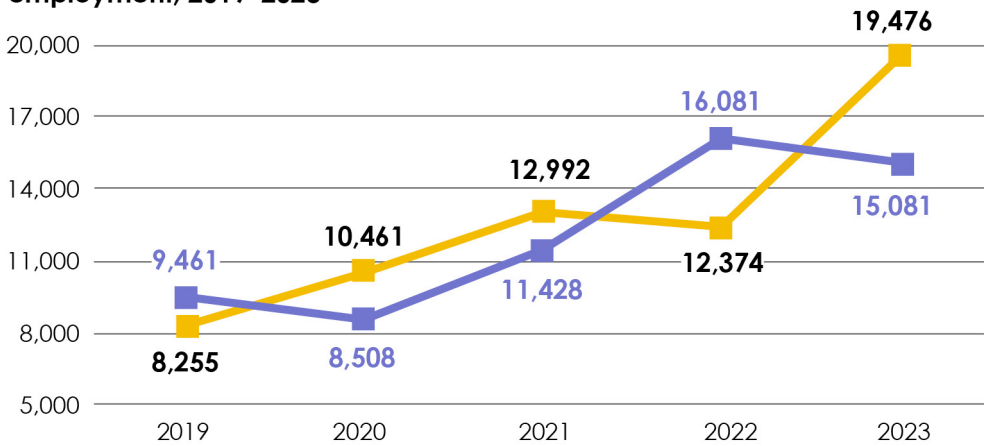


Sri Lanka

# Work in Finland

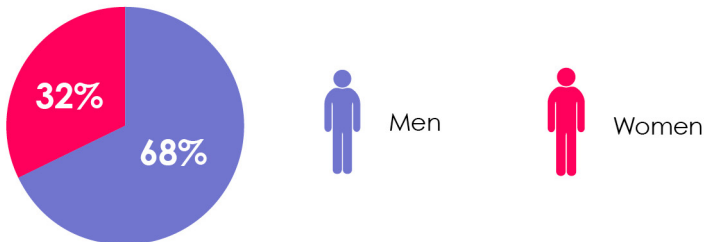
In 2023, a total of 15,081 first residence permits were issued on the grounds of employment, showing a slight decrease from the previous year but remaining high in historical comparison. The number has been showing an upward trend, with the exception of the year 2020 when the COVID-19 pandemic caused a temporary drop in the numbers.

## First residence permits and extended permits issued on the grounds of employment, 2019–2023



- First residence permits on the grounds of employment
- Extended permits on the grounds of employment

## Gender distribution, first residence permits issued 2023

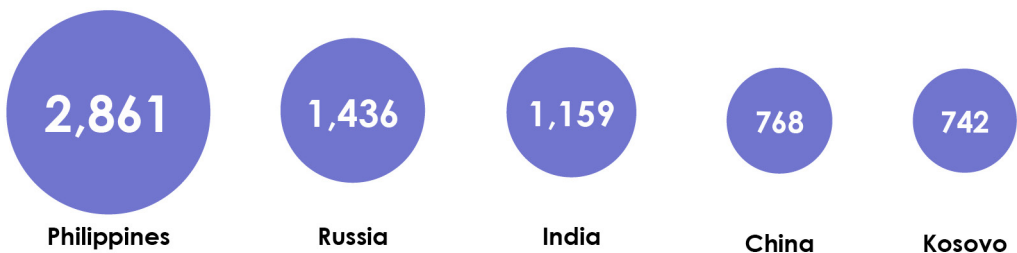


The graph below lists all first residence permits issued on different employment-related grounds in 2023.

### First residence permits issued on the grounds of employment, all categories, 2023

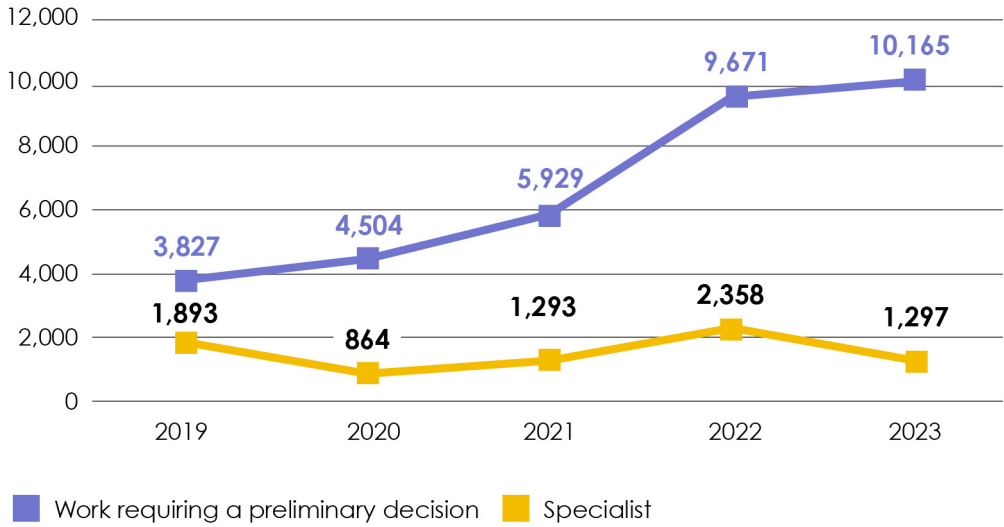
	Positive	Negative	Total
Self-employment	117	228	345
Work requiring a preliminary decision	10,165	2,778	12,943
Scientific research	1,099	8	1,107
Internship	44	0	44
Sports and coaching	331	47	378
Specialist	1,297	26	1,323
Other work	160	20	180
Specialist, Blue Card	164	1	165
Other internship	23	2	25
National researcher	100	0	100
Degree or research completed in Finland	32	8	40
Seasonal work	930	236	1,166
Seasonal work, preliminary decision	193	49	242
Intra-corporate transfer	44	0	44
Startup entrepreneur	344	7	351
Volunteering	38	4	42
<b>Total</b>	<b>15,081</b>	<b>3,414</b>	<b>18,495</b>

### First residence permits issued on the grounds of employment, top 5 nationalities, 2023





### First residence permits issued, comparison, work requiring a preliminary decision and specialist, 2019–2023



# Migration to Finland on the grounds of family ties

In 2023, the most common grounds for issuing a residence permit were family ties. A total of 20,278 applicants were issued a first residence permit on the basis of family ties by the Finnish Immigration Service, a considerable increase from the previous year (2022: 15,457).

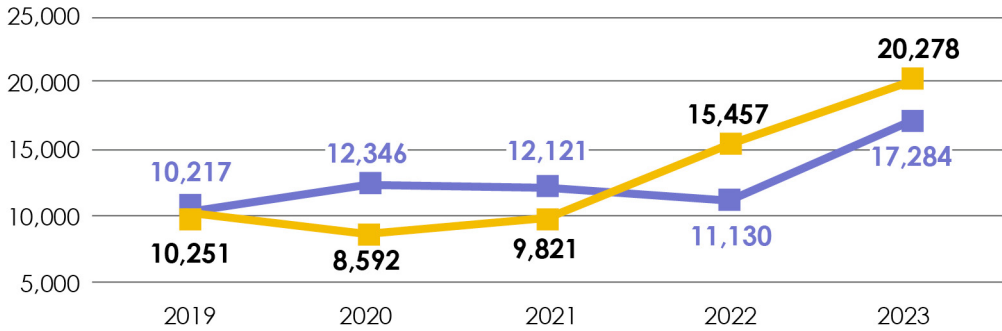
Of these, 3,308 were applicants considered to be family members of Finnish citizens. A total of 1,731 residence permits were issued to family members of beneficiaries of international protection. Similarly to the previous year, the most common categories by far were spouse of a third-country national (7,119) and child of other third-country national (8,076).

Pursuant to the Aliens Act, family members of foreign nationals living in Finland and Finnish citizens are:

- spouse
- registered partner
- cohabitation partner (a requirement of living together for two years unless the couple has a child in joint custody)
- unmarried child under 18 years of age under the care and custody of the person living in Finland
- guardian, if the person living in Finland is under 18 years old.

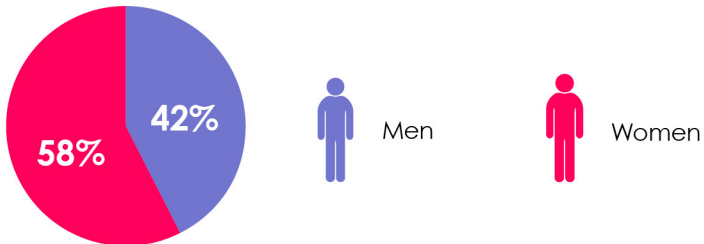
The statistics on residence permit applications on the grounds of family ties also include applicants outside the nuclear family, other relatives, for example the parents and siblings of an adult.

### First residence permits and extended permits issued on the grounds of family ties, 2019–2023

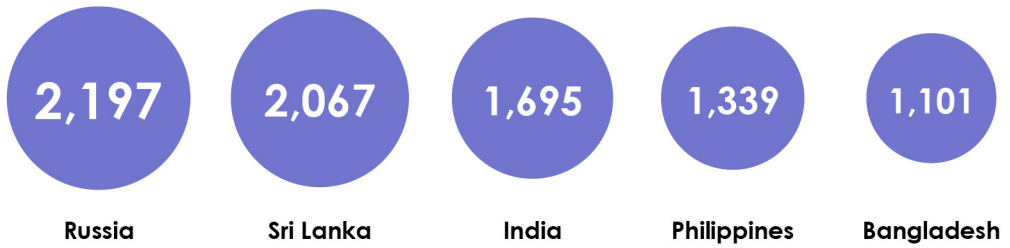


- First residence permits on the grounds of family ties
- Extended permits on the grounds of family ties

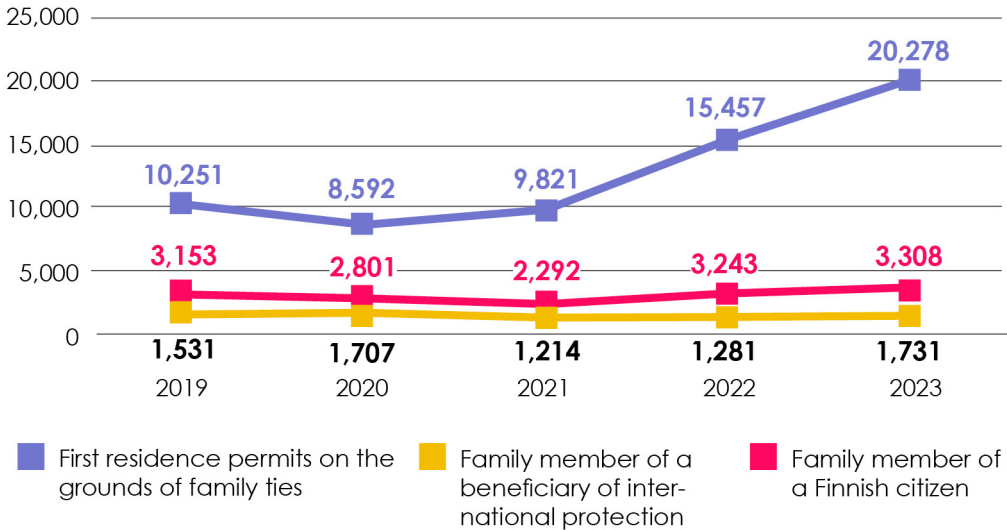
### Gender distribution, first residence permits issued 2023



### First residence permits issued on the grounds of family ties, top 5 nationalities, 2023



### First residence permits issued on the grounds of family ties to a beneficiary of international protection or a Finnish citizen, 2019–2023

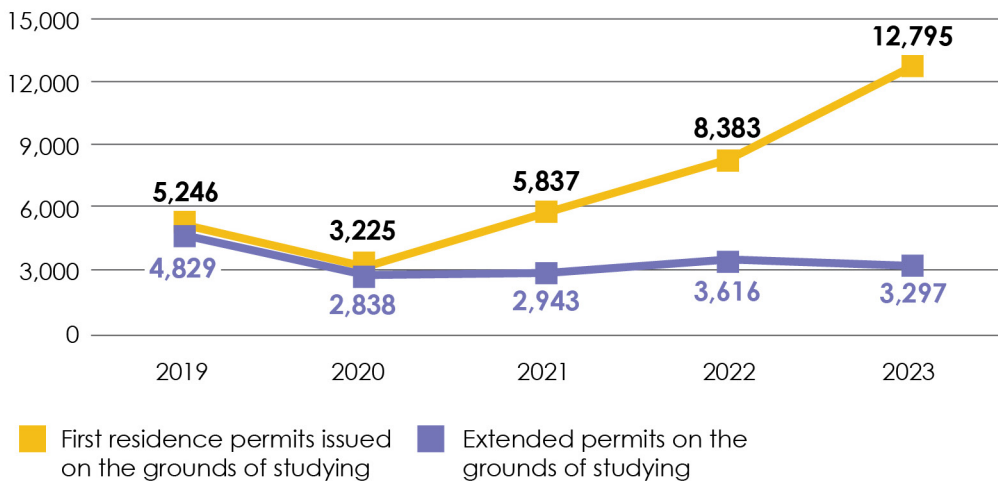


# Migration to Finland on the grounds of studying

Residence permits for studies were issued to 12,795 third-country nationals in 2023. This represents a substantial increase compared to 2022 (8,383) and a leap over the previous years' level. The decline in 2020 was mainly due to the COVID-19 pandemic. A total of 495 applicants (approx. 4%) received a negative decision on their application for a first residence permit for studies. A negative decision usually results from irregularities concerning subsistence.

The top nationalities in residence permits issued on the grounds of studying were Bangladesh (1,579), Sri Lanka (1,261) and China (1,233).

## First residence permits and extended permits issued on the grounds of studying, 2019–2023



## First residence permits issued on the grounds of studying 2023

Positive	Negative	Total
12,795	495	13,290



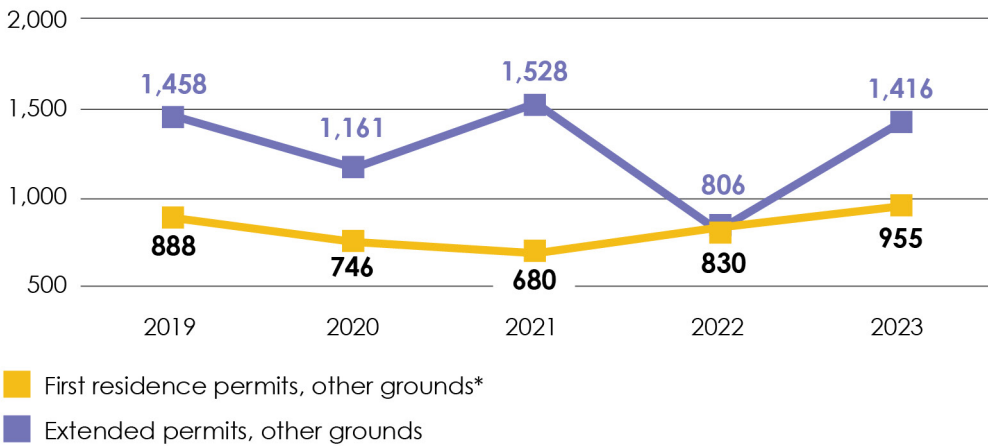
**First residence permits issued on the grounds of studying,  
top 5 nationalities in 2023**



# Other grounds

A total of 955 Finnish residence permits were issued on other grounds in 2023. This category includes the following grounds: adoption, au pair, former Finnish citizen, Finnish origin, victim of human trafficking, other grounds, established relationship, working holiday, looking for work and residence permits issued on other grounds in the asylum process.

## First residence permits issued on other grounds, 2019–2023




\*Also includes residence permits issued on other grounds in the asylum process

## First residence permits issued on other grounds, all categories, 2023

	Positive	Negative	Total
Adoption	22	0	22
Au pair	111	35	146
Former Finnish citizen, Finnish origin	47	5	52
Residence permit for a victim of trafficking in human beings	57	8	65
Other grounds*	491	127	618
Working holiday	77	0	77
Looking for work	42	9	51
Established relationship	108	29	137
<b>Total</b>	<b>955</b>	<b>213</b>	<b>1,168</b>

\* Also includes residence permits issued on other grounds in the asylum process

**First residence permits issued on other grounds, top 5 nationalities 2023\***

\*Also includes residence permits issued on other grounds in the asylum process



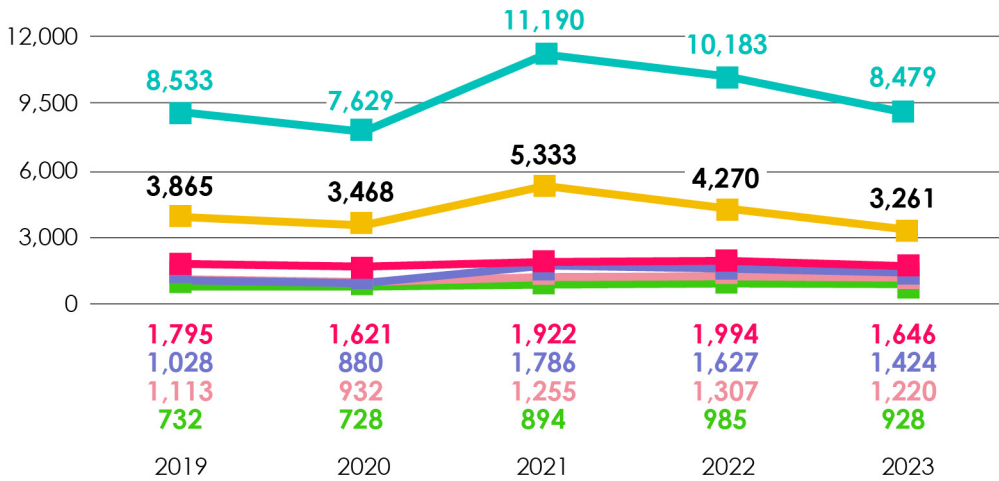


# Registration of the right of residence of an EU citizen and family members

The Finnish Immigration Service registers the right of residence of EU citizens and issues residence cards to the family members of EU citizens. A residence card is issued to an EU citizen's family member who is not an EU citizen. The number of registrations of rights of residence of EU citizens in 2023 continued a slight decline from the previous years. The largest group for whom registrations were performed in 2023 was, as in the previous years, Estonians (1,492).



## Registration of EU citizens, positive decisions, 2019–2023



## Registration of an EU citizen, grounds, 2023

	Positive	Negative	Total
Family	1,646	158	1,804
Employment	3,261	205	3,466
Study	1,424	35	1,514
Other	1,220	136	1,356
Family member's residence card	928	113	1,041
<b>Total</b>	<b>8,479</b>	<b>748</b>	<b>9,227</b>

## Registration of EU citizens, positive decisions, top 5 nationalities, 2023

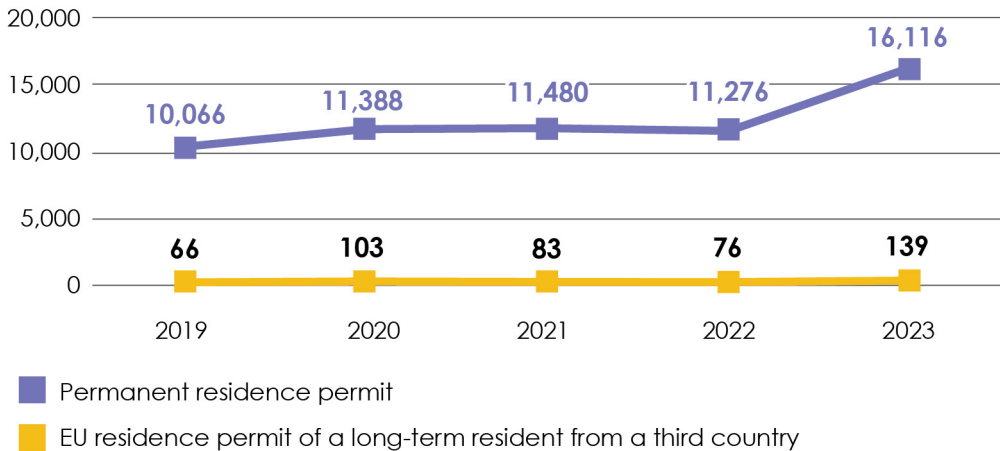




# Permanent residence permit

A permanent residence permit is valid until further notice. In other words, its validity is not limited. A permanent residence permit may be issued when the person has resided in Finland continuously for four years on a continuous residence permit and the conditions for issuing a continuous residence permit are still met. The EU residence permit of a long-term resident from a third country is also considered a permanent residence permit. This requires five years of continuous residence in Finland and it also entitles the holder to stay in another Schengen country for at most 90 days.

## Permanent residence permits issued, 2019–2023



## Permanent residence permits issued, grounds, 2023

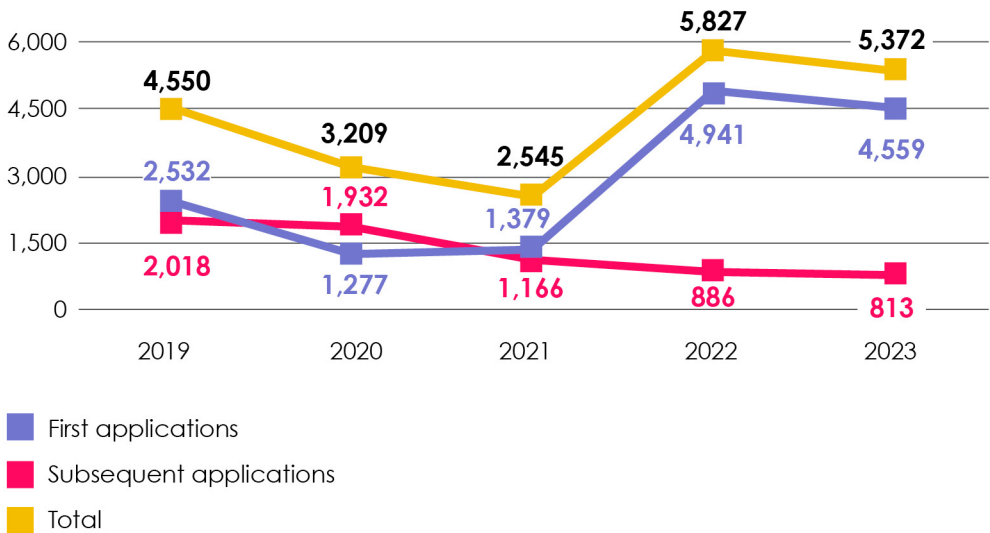
	Positive	Negative	Total
Permanent residence permit	15	0	15
Family	6,753	129	6,882
Employment	4,376	116	4,492
Self-employment	164	29	193
International protection	3,941	227	4,168
Other grounds	867	40	907
EU residence permit of a long-term resident from a third country	139	24	163
Total	16,255	565	16,820

**Permanent residence permits issued, top 5 nationalities, 2023**

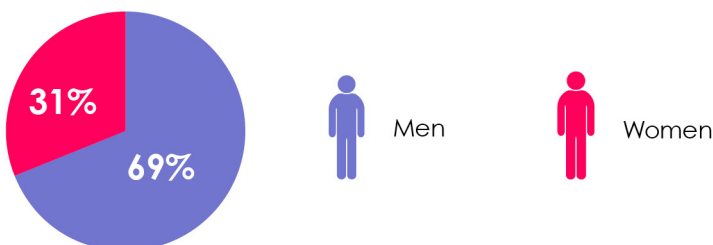
# How many people sought asylum in Finland?

A total of 5,372 persons applied for international protection in Finland in 2023. Of these, 348 were asylum-seeking unaccompanied minors. Of the asylum applications, 15% (813) were subsequent applications. A subsequent application is an application for international protection filed by a foreign national after receiving a final decision on a previously submitted application. The share of subsequent applications in all asylum applications showed an increase in the previous years, but the trend has been declining over the past five years.

**First applications and subsequent applications, 2019–2023**



**Gender distribution, applications, 2023**

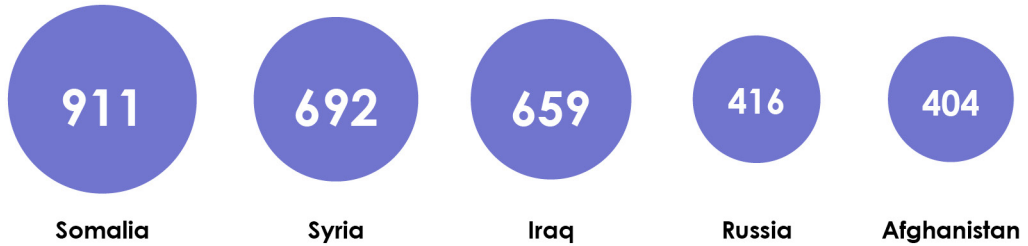




# Where did the asylum seekers come from?

In 2023, the top nationalities of asylum seekers were Somalia (911), Syria (692) and Iraq (659).

Asylum seekers, top 5 nationalities, 2023



# Who were the asylum-seeking unaccompanied minors?

The term “asylum-seeking unaccompanied minor” refers to a person who states that he/she is under 18 years of age and who enters the country either completely alone or with a person who is not his/her parent or guardian (or sufficient evidence of guardianship of the said person is not provided) in order to seek asylum.

A total of 348 unaccompanied minor asylum seekers entered Finland in 2023. This showed a clear increase from the previous year (246) and presented a continuation of the rising trend. In addition, 188 unaccompanied minors fled Russia’s war of aggression from Ukraine to Finland and applied for temporary protection in Finland.

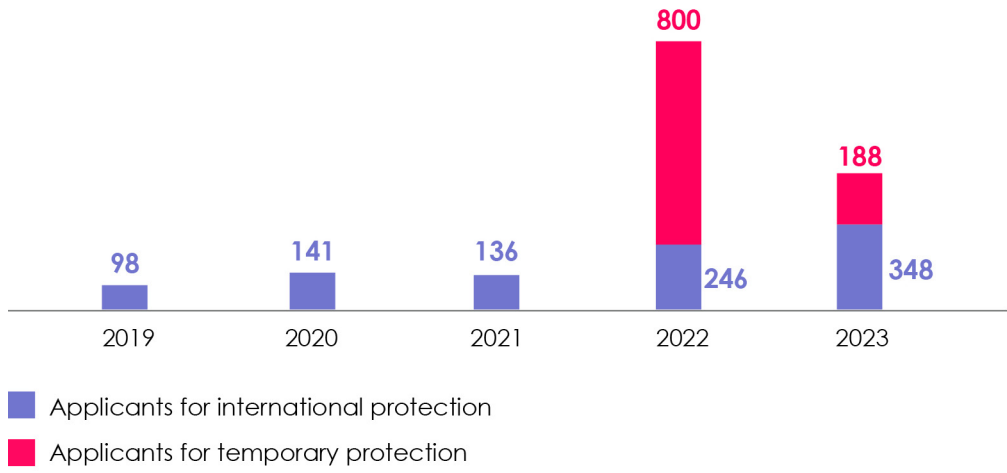
The countries of origin with the most unaccompanied minor asylum seekers entering Finland were Somalia (179), Afghanistan (54) and Syria (25).

## Asylum-seeking unaccompanied minors, top 5 nationalities, 2023





## Unaccompanied minors entering Finland, 2019–2023



Source: Finnish Immigration Service



# Decisions made in the asylum process

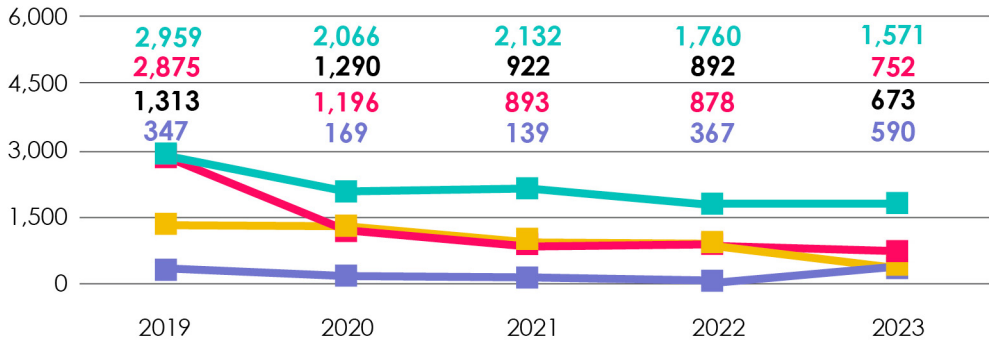
The Finnish Immigration Service made 3,586 asylum decisions in 2023. Positive asylum decisions accounted for 43% of all decisions in the asylum process. The share of negative decisions of all decisions was about 21%. The number of decisions to dismiss the application (including Dublin decisions) was 673 (19%). The number of expired applications was 590 (approx. 17% of all decisions).

## Asylum decisions for top 10 nationalities

	Positive				Negative*			
	Asylum	Subsidiary protection	Other residence permits	Total		Expired	Dismissed	Total
Iraq	174	24	48	246	157	35	263	701
Russia	138	0	4	142	52	227	34	455
Somalia	246	25	21	292	32	7	76	407
Afghanistan	258	2	54	314	6	5	37	362
Turkey	62	0	4	66	53	16	15	150
Syria	100	8	7	115	1	14	17	147
Iran	53	0	6	59	30	17	31	137
Nigeria	12	0	11	23	34	18	56	120
Georgia	0	0	5	5	69	39	3	116
Ukraine	0	0	0	0	0	94	0	94
Top 10 nationalities total	1,048	59	160	1,267	379	472	532	2,689
Total all	1,281	89	201	1,571	752	590	673	3,586

\*Includes manifestly unfounded applications.

## Decisions on asylum applications 2019–2023



- Positive\*
- Negative\*\*
- Expired
- Dismissed

\*Also includes residence permits issued on other grounds in the asylum process.

\*\*Includes manifestly unfounded applications



In 2023, a total of 227 decisions were made in the asylum process concerning unaccompanied minor asylum seekers, and approx. 96% (217) of the decisions were positive.

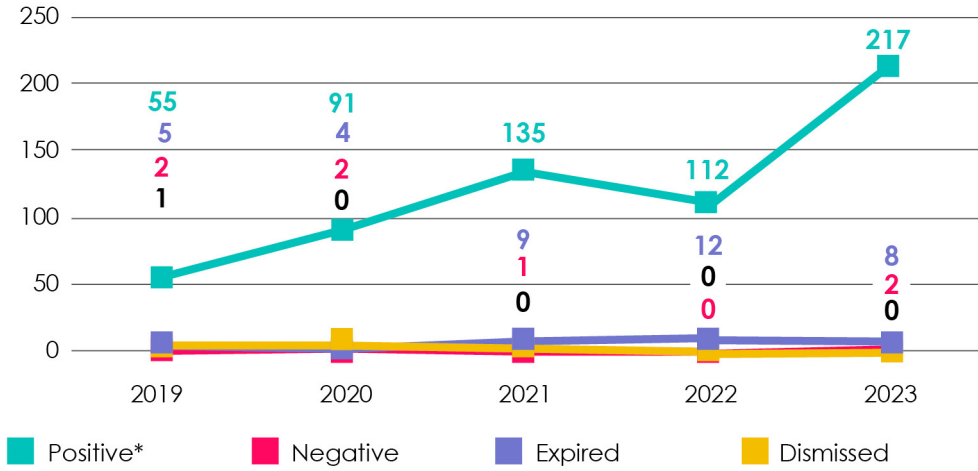
\* Includes first asylum decisions concerning unaccompanied minors relocated to Finland under the EU agreement.

### Asylum decisions for top 10 nationalities, unaccompanied minors

	Positive				Negative				
	Asylum	Subsidiary protection	Other residence permits	Total		Expired	Dismissed	Total	
Somalia	111	4	5	120	0	1	0	121	
Afghanistan	44	0	5	49	0	2	0	51	
Ethiopia	14	0	0	14	0	0	0	14	
Syria	13	0	1	14	0	0	0	14	
Iran	3	0	1	4	0	0	0	4	
Not known	1	0	0	1	0	2	0	3	
Iraq	3	0	0	3	0	0	0	3	
Yemen	2	0	0	2	0	0	0	2	
Congo (Congo-Kinshasa)	2	0	0	2	0	0	0	2	
Sri Lanka	0	0	0	0	2	0	0	2	
Top 10 nationalities total	193	4	11	208	2	5	0	216	
Total all	198	4	15	217	2	8	0	227	



## Asylum decisions for unaccompanied minors, 2019–2023



\*Also includes residence permits issued on other grounds in the asylum process





# Temporary protection

A total of 19,426 applications for temporary protection were lodged in Finland in 2023, less than half of the corresponding figure in 2022 (47,302). The number of decisions made was 19,936, of which 18,969 were positive. Ukrainians accounted for 97% of the applications and 98% of the decisions, but there were other nationalities as well.

The number of applications remained quite steady throughout the year, but showed a downward trend. In November and December, fewer than a thousand applications per month were lodged, the lowest numbers since Russia's war of aggression started. In early summer, there was an increase in the number of application due to the seasonal workers who arrived in Finland.

## Focusing on temporary protection

In 2022, millions of people sought shelter in the EU and its neighbouring countries due to Russian's military attack on Ukraine that started on 24 February 2022. As a result, the EU activated the Temporary Protection Directive on 4 March 2022. The Directive was originally approved in 2001 after the armed conflicts in the Western Balkans had caused large-scale forced migration in Europe, to EU Member States, for example.

Temporary protection is the EU's emergency mechanism, which is activated in cases of exceptional mass influx. The mechanism offers collective protection to displaced persons. This separate protection category also reduces the pressure on the EU Member States' national asylum systems. On 28 September 2023, the Council of the European Union decided to extend temporary protection until 4 March 2025.

Temporary protection may only be granted to

- Ukrainian citizens unable to return to Ukraine due to Russia's invasion
- citizens of countries outside the European Union and not party to the Schengen Agreement and stateless persons who have legally resided in Ukraine and whose safe and permanent return to their country of origin is not possible
- family members of Ukrainian citizens and of those granted interna-

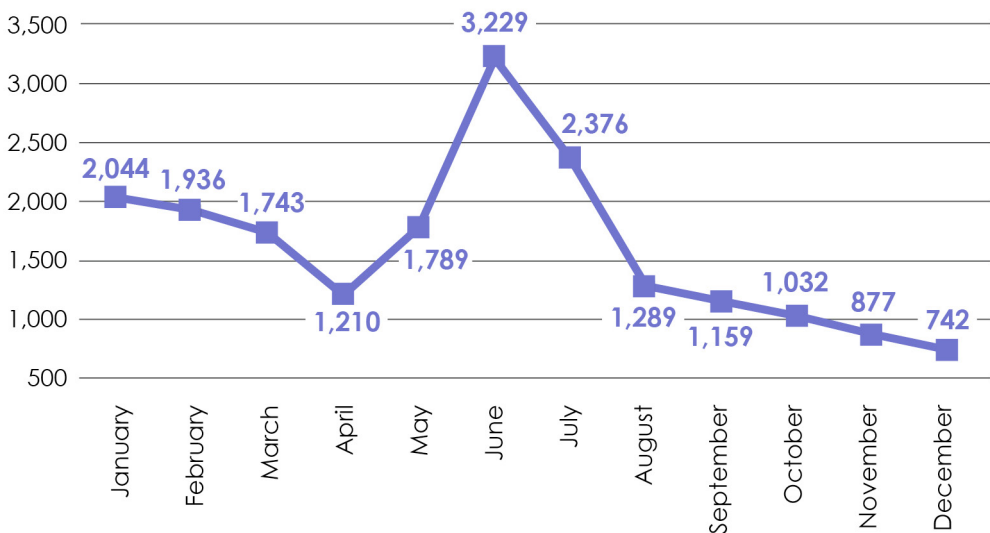
tional protection or equivalent national protection in Ukraine if the family ties were established in Ukraine before 24 February 2022 and the family member is not a citizen of a European Union Member State, a Nordic country, Liechtenstein or Switzerland.

- The family members do not need to apply at the same time. They can, for example, come to Finland later and apply for temporary protection then.
- If the family member is a citizen of a European Union Member State, Liechtenstein or Switzerland, they can apply for EU registration.

### Applications for temporary protection, top 10 nationalities, 2023

Ukraine	18,825
Nigeria	130
Russia	122
India	77
Morocco	47
Bangladesh	35
Pakistan	21
Moldova	16
Not known	15
Turkey	13
<b>Top 10 total</b>	<b>19,301</b>
<b>Total</b>	<b>19,426</b>

### Applications for temporary protection per month, 2023



### Temporary protection decisions, top 10 nationalities, 2023

	Positive	Negative	Expired	Total
Ukraine	18,550	3	636	19,189
Nigeria	90	39	49	178
Russia	140	7	13	160
India	29	11	40	80
Morocco	10	6	35	51
Bangladesh	22	7	8	37
Pakistan	9	3	11	23
Moldova	12	5	4	21
Turkey	12	5	2	19
Turkmenistan	3	2	9	14
<b>Top 10 total</b>	<b>18,877</b>	<b>88</b>	<b>807</b>	<b>19,772</b>
<b>Total</b>	<b>18,969</b>	<b>111</b>	<b>856</b>	<b>19,936</b>

Source: Finnish Immigration Service



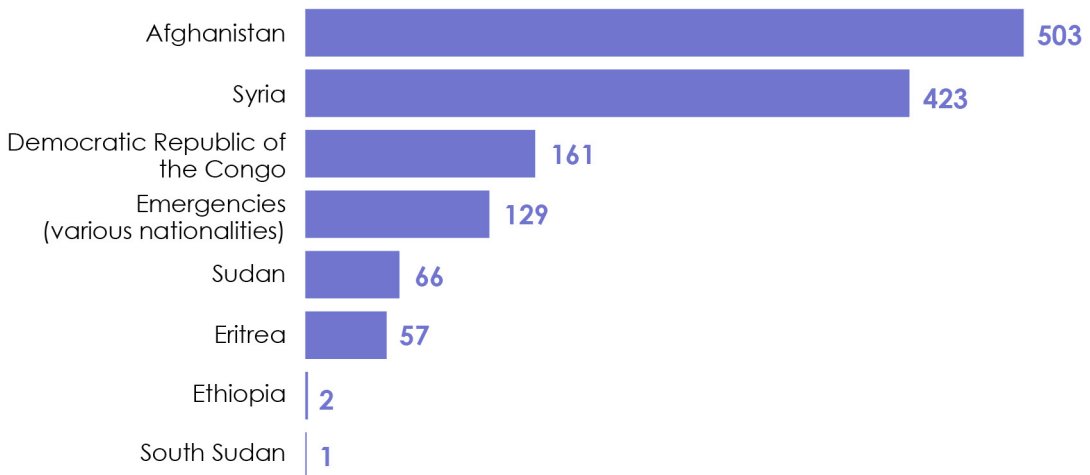
# Quota refugees

Under the refugee quota, Finland accepts persons whom the United Nations High Commissioner for Refugees (UNHCR) has designated as refugees or other foreign nationals who are in need of international protection.

Starting from 2001, the number of quota refugees accepted in Finland was 750 persons per year. However, in 2014 and 2015, an additional quota of 300 people was agreed on due to the crisis in Syria. The quota for 2016, 2017 and 2018 was again set at 750 persons but, in 2021, it was increased to 1,050 persons and in 2022, to 1,500 persons. In 2023, the quota was decreased to 1,050 persons.

In 2023, a total of 1,342 positive quota selection decisions were made. Of these, 293 were part of the quota for 2022.

## Allocation of the refugee quota, 2023



# Reception of asylum seekers

The reception capacity of Finland has been continuously adjusted and the number of reception facilities had been reduced year by year compared to the situation at the end of 2015. However, there was a sharp uptick in the number of customers in 2022 due to the war in Ukraine, which required a fast capacity increase, resulting in a large number of new reception units being established.

In 2023, a larger number of unaccompanied minors entered the country, which resulted in more special units for minors while units for adults were closed. However, the total number of reception centres remained the same as in 2022.

On 31 December 2023, the reception system covered 35,579 persons and 112 reception units (90 units for adults, 22 special units for minors and 2 detention units). Situation 31 December 2022: 43,513 persons and 112 reception units (103 for adults and families, 9 for unaccompanied minors).

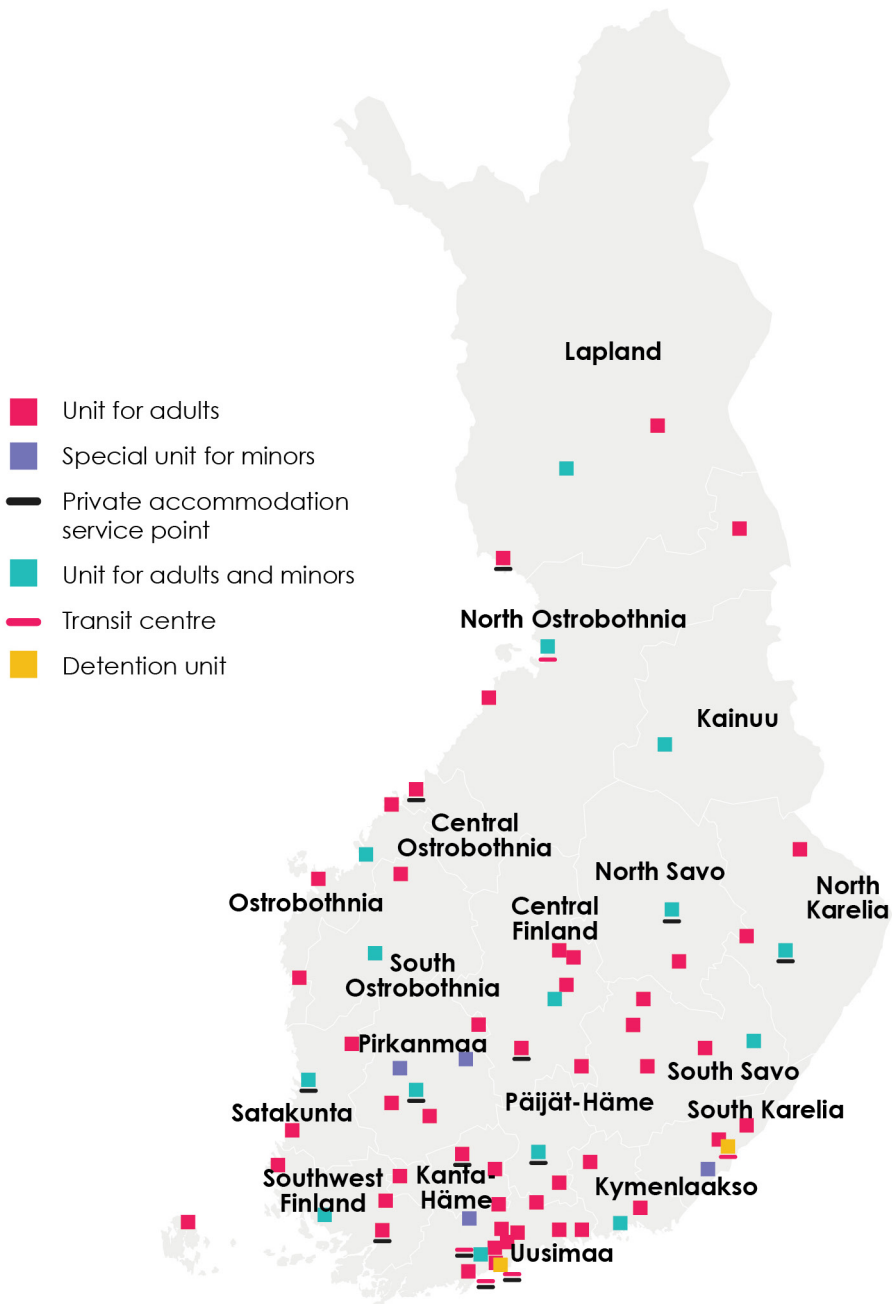




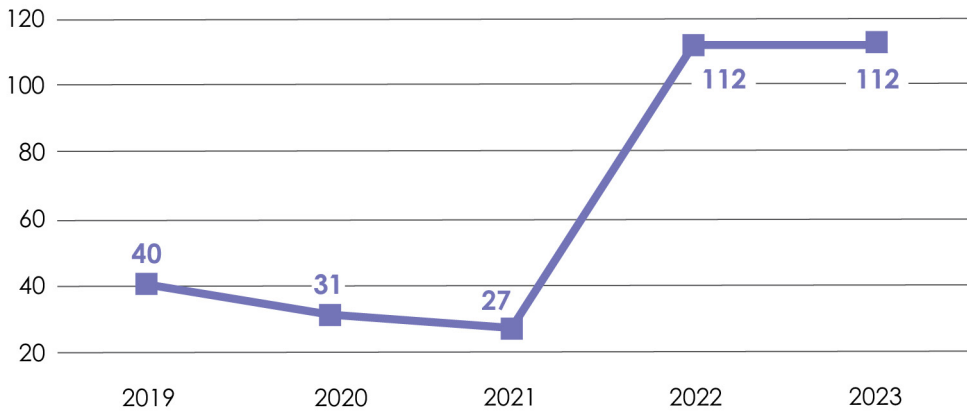
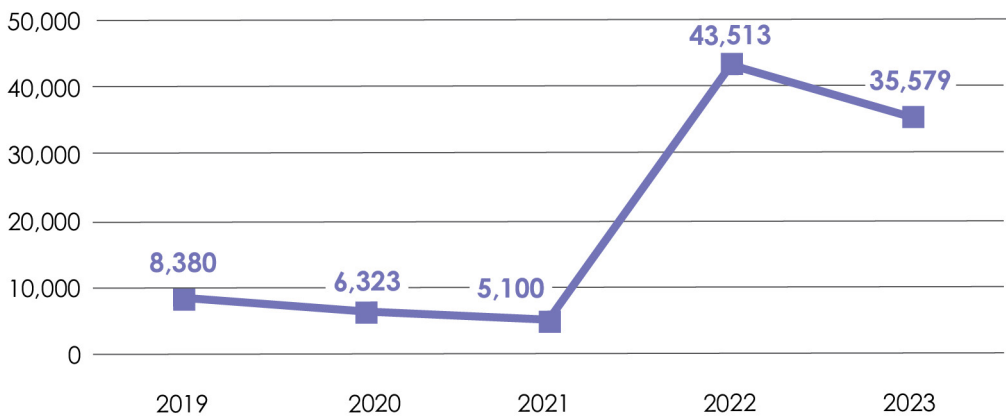
**Reception centres. On 31 December 2023, there were 90 units for adults, 22 special units for minors and 2 detention units in operation**

<b>The Åland Islands</b>	Rovaniemi (2 units)	Loviisa
The Åland Islands	<b>Pirkanmaa</b>	Mäntsälä
<b>South Karelia</b>	Mänttä-Vilppula	Nurmijärvi
Imatra	Tampere (3 units)	Porvoo
Joutseno (2 units)	Valkeakoski	Vantaa (3 units)
<b>South Ostrobothnia</b>	Sastamala	Tuusula
Seinäjoki	Ostrobothnia	<b>Southwest Finland</b>
Kauhava	Kristinestad	Salo (2 units)
<b>South Savo</b>	Vörå	Somero
Juva	Jakobstad	Turku
Kangasniemi	Vaasa	Uusikaupunki
Mikkeli (3 units)	<b>North Karelia</b>	<b>Special units for minors</b>
Pieksämäki (2 units)	Joensuu (3 units)	Espoo (3 units)
Savonlinna	Lieksa	Lahti
<b>Kanta-Häme</b>	Outokumpu	Lappeenranta
Forssa	<b>North Ostrobothnia</b>	Hämeenkyrö
Hämeenlinna (3 units)	Oulu	Hämeenlinna
Riihimäki	Kuusamo	Joensuu
<b>Kainuu</b>	Raahe	Jyväskylä
Kajaani	<b>North Savo</b>	Kajaani
<b>Central Ostrobothnia</b>	Kuopio (3 units)	Kotka
Kokkola (2 units)	Varkaus	Kuopio
<b>Central Finland</b>	<b>Päijät-Häme</b>	Orivesi
Joutsa	Lahti (4 units)	Oulu
Jyväskylä (2 units) Jämsä	Orimattila	Pori
Laukaa	<b>Satakunta</b>	Rovaniemi
Saarijärvi	Kankaanpää	Savonlinna
Äänekoski	Pori	Seinäjoki
<b>Kymenlaakso</b>	Rauma	Vihti
Hamina	<b>Uusimaa</b>	Vörå
Kotka	Espoo (4 units)	Tampere
Kouvola (2 units)	Helsinki (4 units)	Turku (2 units)
<b>Lapland</b>	Hyvinkää	
Kemi (3 units)	Järvenpää	
Kemijärvi	Kirkkonummi	

## Locations of reception centres for adults and families on 31 December 2023\*



\* Reception units for asylum-seeking unaccompanied minors on 31 December 2023: 22 units and 408 residents (including customers in private accommodation, excluding those who had reached majority).

**Reception units 2019–2023\*****Clients, 2019–2023\***

\* at the end of each year, incl. units for minors

Source: Finnish Immigration Service

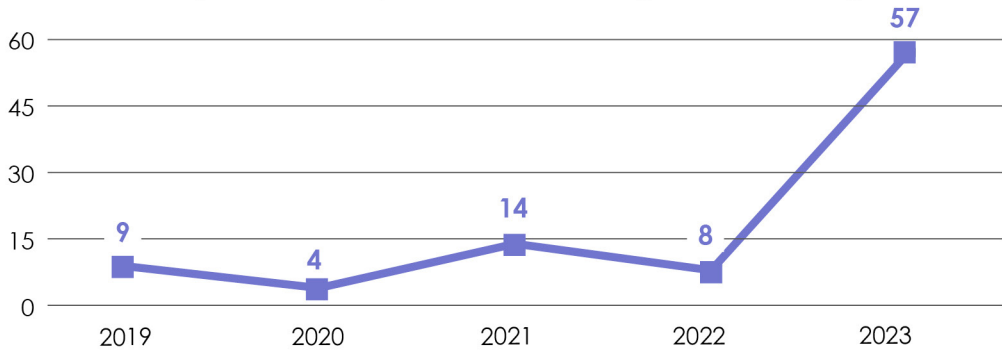
# Trafficking in human beings

## Residence permits issued to victims of trafficking in human beings

A first residence permit for a victim of human trafficking was issued to 57 persons in 2023 (2022: 8), a significant uptick from the previous year. A fixed-term residence permit (extended permit) on the same grounds was issued to 25 persons (2022: 20).

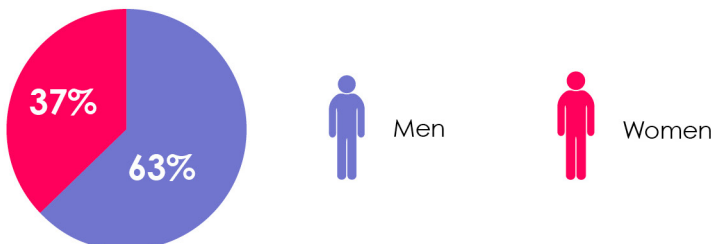
The number of cases involving indications of trafficking in human beings is substantially higher. Some of them have been granted international protection or a residence permit on other grounds, or the conditions for a residence permit have not been met. There are no reliable statistics available on cases involving suspected trafficking in human beings, as it does not constitute the primary grounds for the residence permit.

### First residence permits issued, victims of trafficking in human beings



Source: Finnish Immigration Service

### Gender distribution, first residence permits issued 2023

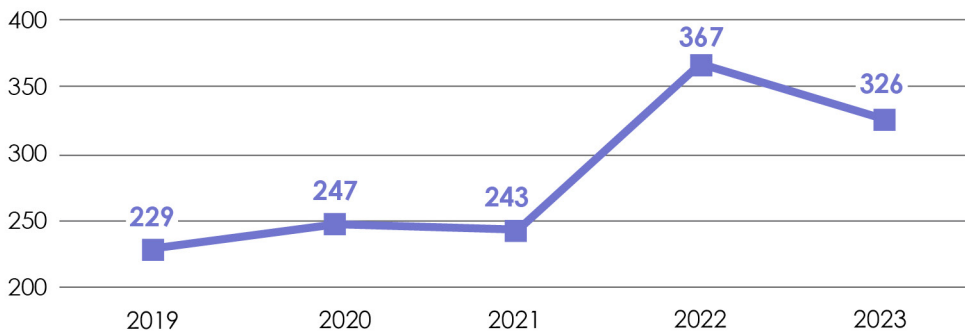




# Assistance System for Victims of Human Trafficking

The Assistance System for Victims of Human Trafficking operates as part of the Joutseno reception centre. The Assistance System maintains statistics on persons who have sought inclusion in the system and who have been admitted to the system. At the end of 2023, the Assistance System for Victims of Human Trafficking included 1,563 people. The number of new clients admitted to the Assistance System in 2023 was 326, slightly less than in the previous year (2022: 367).

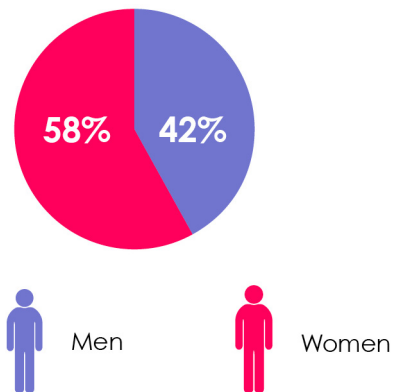
## New clients in the Assistance System 2019–2023



## New clients in the Assistance System based on the category of victimisation, 2023

Victimisation category	New clients
Sexual exploitation	57
Forced labour	205
Forced marriage	50
Forced criminal activity	5
Child soldier	less than 5
Other exploitation	8

## Gender distribution, new clients, 2023



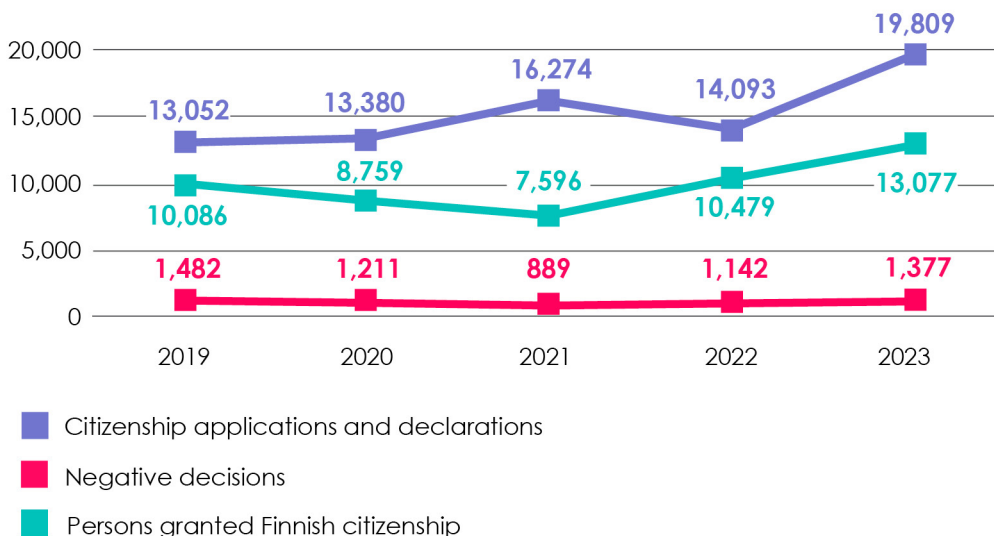
Source: Joutseno reception centre. Assistance System for Victims of Human Trafficking



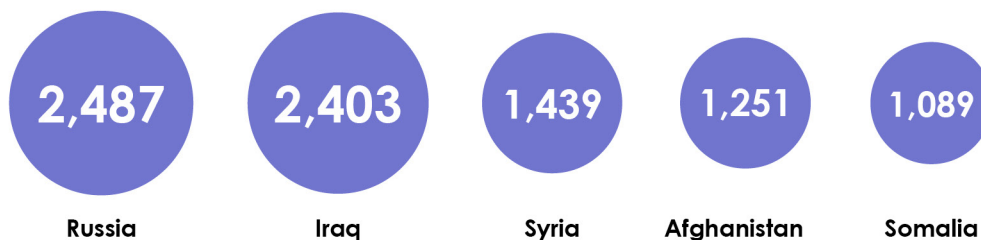
# Citizenship

In 2023, a total of 13,077 persons acquired Finnish citizenship, a considerable increase compared to the previous year. The number of citizenship applications and declarations received was 19,809, a significant uptick from 2022 (14,093). The total number of negative decisions was 1,377. Negative decisions were most often due to insufficient proficiency in Finnish or Swedish, as has usually been the case in the previous years.

## Citizenship applications, citizenship declarations and persons granted Finnish citizenship, 2019–2023



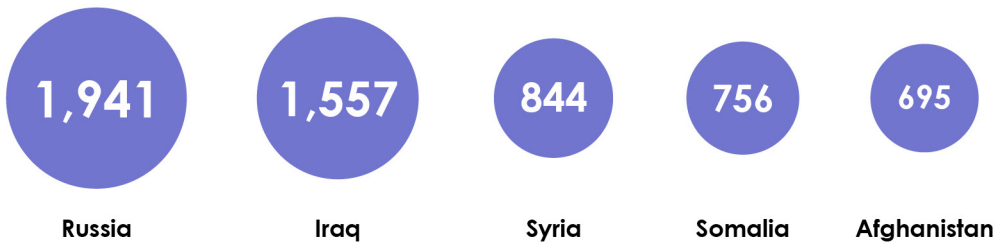
## Citizenship applications, top 5 nationalities, 2023



### Citizenship declarations, top 5 nationalities, 2023



### Persons who were granted Finnish citizenship (by application and declaration), top 5 by former nationality, 2023



### Finnish citizenship, negative and positive decisions, 2019–2023\*\*

	Positive	%*	Negative	%	Total
2019	10,086	78	1,482	11	11,568
2020	8,759	75	1,211	10	9,970
2021	7,596	76	889	9	8,485
2022	10,510	79	1,142	9	11,652
2023	13,906	79	1,377	8	15,283

\* share of all decisions, incl. expired, dismissed, determination of nationality and decisions regarding loss of citizenship

\*\* Also includes release applications



# Irregular migration

## Persons found to reside in the country illegally

In the migration glossary produced by the EMN network, the EMN Glossary, the Finnish translation of “irregular migration” means “immigration against the regulations”. Among the Finnish authorities, the more common terms are “illegal entry” and “illegal stay”.

The statistics shown below include — in accordance with the Eurostat criteria on illegal stay — persons found staying or working in without a valid permit either inland or at the external borders as well as persons who have been found to reside irregularly without valid documents before applying for asylum in Finland. Most of the irregular migrants included in the statistics only stay in the country for a short period. An example of this is persons who are at an external border of Finland leaving the Schengen area.

### Irregular migrants, top 5 nationalities, 2023 (excluding persons working without a work permit)

Russia	219
Iraq	89
Somalia	68
China	60
Turkey	53

Source: National Bureau of Investigation



# Violations of entry ban

Criminal activity is often the cause for imposing a prohibition of entry (entry ban), which is evident in the group who are violating the prohibition of entry as well. As such, these figures reflect international itinerant crime.

## Third-country nationals detected violating an entry ban, top 5 nationalities, 2023

Belarus	26
Gambia	18
Stateless	9
Not known	5
Algeria	4

Source: National Bureau of Investigation

# Irregular employment

Irregular employment is part of the informal economy, which is partly connected to irregular stay. For most irregular migrants, undeclared employment is the most convenient means of livelihood, but the international supply of cheap labour and undeclared workers is also growing.

The use of undeclared workers distorts competition: the supply of undeclared workers and cheap labour also involves organised crime, for which crime within corporate structures is a growing source of income.

Not nearly all of the persons who work illegally are staying irregularly in the country. The following statistics include persons working without any work permit regardless of whether they were staying in the country legally or not.

## Third-country nationals working without a work permit, top 5 nationalities, 2023

Iraq	35
Russia	22
Nigeria	20
Ukraine	17
Kyrgyzstan	15

Source: National Bureau of Investigation

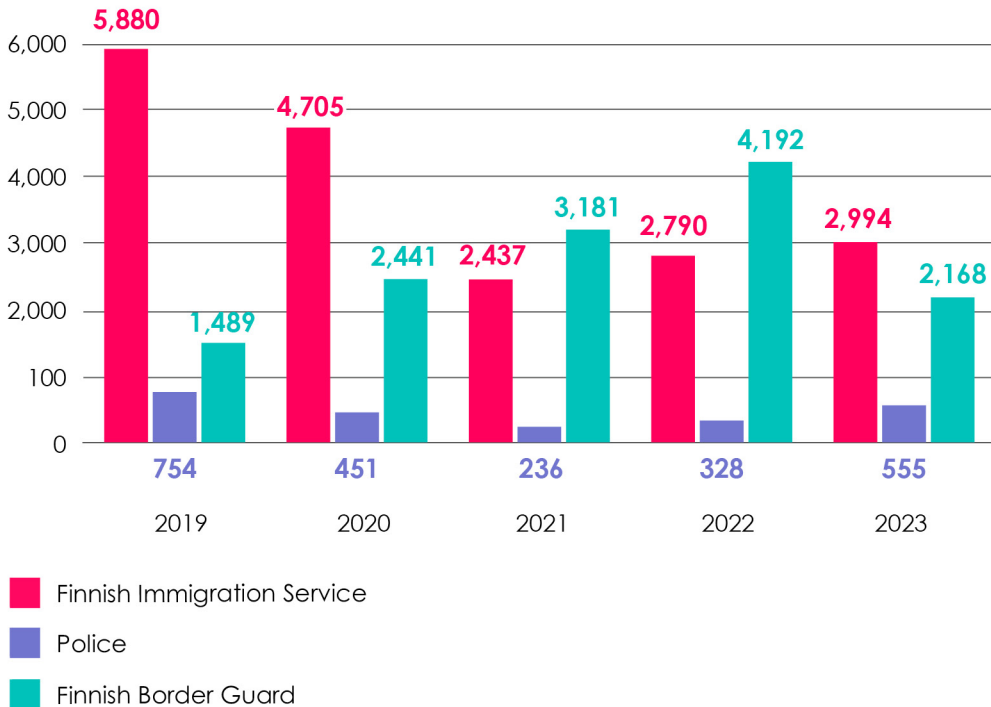


# Removal decisions and entry bans

## Decisions on refusal of entry

Decisions on refusal of entry may be made directly at the external border (returning) when the person does not meet the entry requirements or within the country on the grounds stipulated in the Aliens Act. The Police and border control authorities may decide on refusal of entry within three months of the alien's entry into the country. After that period, the Police or border control authorities must submit a proposal to the Finnish Immigration Service to the effect that the alien be refused entry or deported.

### Refusal of entry decisions



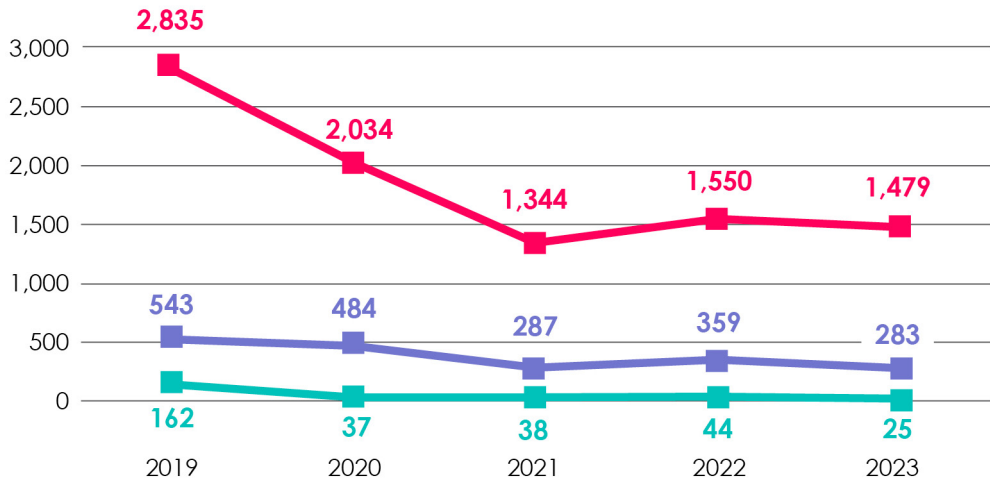
Source: Finnish Immigration Service, Police, Finnish Border Guard



# Entry bans

The Finnish Immigration Service, the Police and Finnish Border Guard issue an entry ban on a person usually in connection with decisions on refusal of entry and deportation. The cases may include circumvention of the rules on entry or involvement in crime (among others, drug and property crimes).

## Entry bans, 2019–2023



- Entry ban relating to a decision according to the Finnish Aliens Act section 142(2)
- Entry ban relating to a deportation decision
- Entry ban relating to a refusal of entry decision based on the Schengen Borders Code

Source: Finnish Immigration Service, Police, Finnish Border Guard

# Deportation cases and decisions

When a foreign national has, or has had, a residence permit (the right of residence of an EU citizen has been registered / the EU citizen's family member has a residence card), and a decision is made to remove him/her from the country, he/she is subject to deportation. In 2023, a total of 1,511 deportation cases were opened in Finland and 1,638 deportation proposals were made.

A deportation decision was made on 1,197 cases. The most common grounds for deportation in 2023 were that a new temporary residence permit could not be issued for the person or the previous permit had been revoked. The reasons for not issuing a permit or for revoking it included, for example, circumvention of the rules on entry or insufficient subsistence. Criminal grounds were the reason in 135 deportation cases (approx. 11%).

## Deportation cases and decisions

	Deportation cases	Deportation	No deportation
<b>2023</b>	<b>1,638</b>	<b>1,197</b>	<b>396</b>
2022	1,777	1,244	494
2021	1,936	1,302	602
2020	2,369	1,799	547
2019	2,507	1,963	544

Source: Finnish Immigration Service

## Decisions on deportation cases, top 10 nationalities


	No deportation	Deportation	Total
Russia	54	165	219
Iraq	57	120	177
Uzbekistan	3	91	94
Vietnam	15	66	81
Kosovo	13	59	72
Estonia	20	39	59
Philippines	8	60	68
Turkey	13	50	63
China	13	37	50
Belarus	3	48	51
<b>Top 10 total</b>	<b>199</b>	<b>735</b>	<b>934</b>
<b>Total all</b>	<b>396</b>	<b>1,197</b>	<b>1,593</b>

Source: Finnish Immigration Service

# Enforcement of removal from the country

In 2023, the Police removed a total of 2,123 persons from the country (2022: 1,740), of whom 372 were removed escorted (2022: 285). These figures have again been increasing from recent years, when there was a slight decrease partly attributable to challenges related to returns arising from the COVID-19 pandemic. The year 2016 was statistically record-breaking (6,657) due to the number of removals from the country of persons who had received negative decisions on their asylum applications. However, in general, the trend has been declining. The trend has correlated with the decrease in the number of asylum seekers.

## Persons removed from the country, top 5 nationalities



Source: The Police

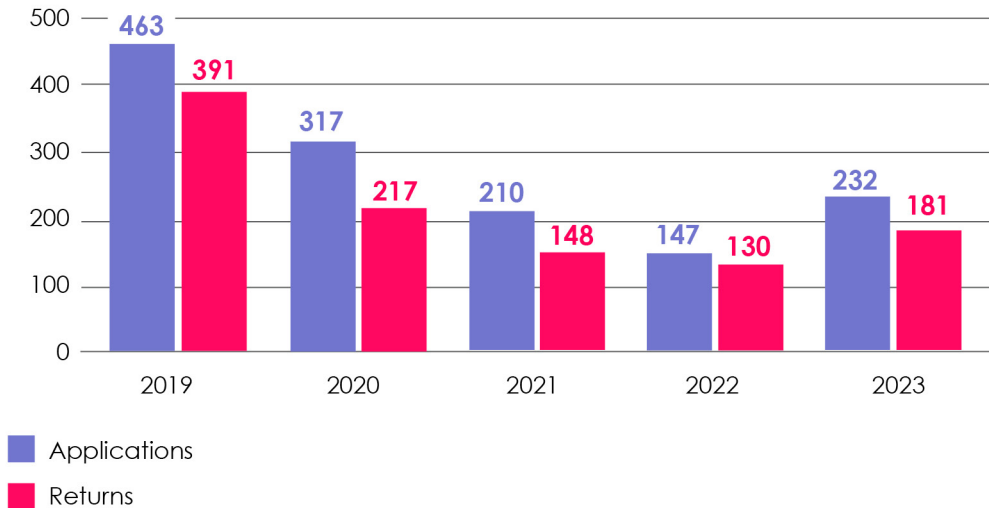


# Voluntary return

A total of 181 persons were voluntarily repatriated in 2023, representing a slight increase from 2022 (130) and a change to the declining trend.

Finland has had project-based voluntary return programmes in place since 2010. The programmes have been co-funded by the EU Return Fund. The practical implementation has been carried out by the International Organization for Migration, IOM, which continues as the service provider for arranging the returns.

## Assisted voluntary return



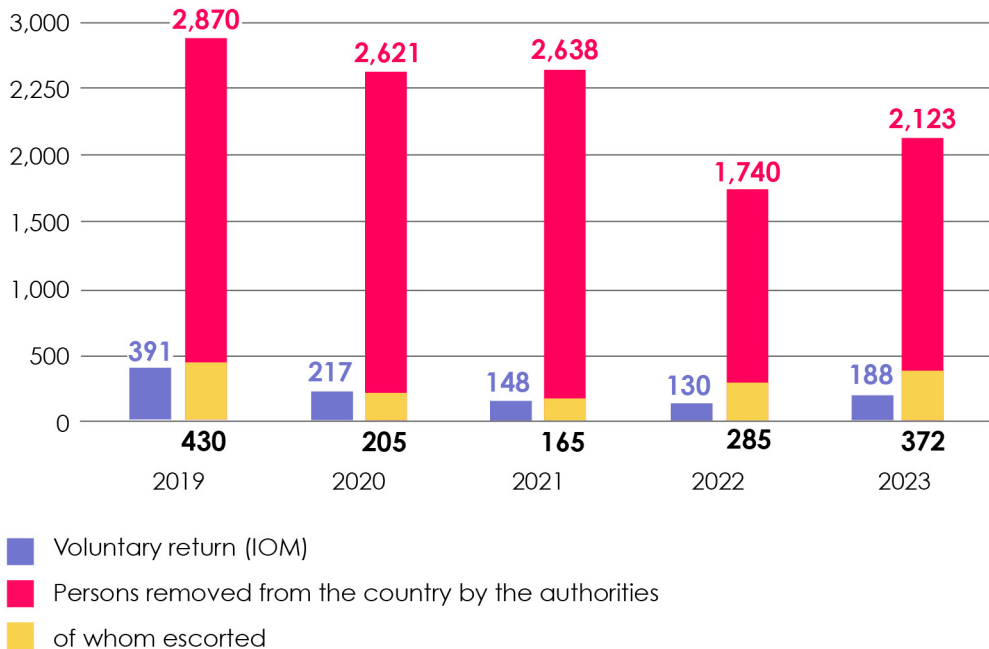
Source: International Organization for Migration IOM (the Helsinki office), [vapaaehtoinenpaluu.fi](https://www.vapaaehtoinenpaluu.fi)

### Top 10 countries of return, 2023

Iraq	37
Georgia	33
Russia	21
Iran	10
Turkey	13
Sri Lanka	8
El Salvador	5
Italy	5
Somalia	4
Nicaragua	4
<b>Top 10 total</b>	<b>140</b>
<b>Total</b>	<b>181</b>

Source: IOM

### Returnees through the voluntary return programme and persons removed from the country by the authorities, 2019–2023



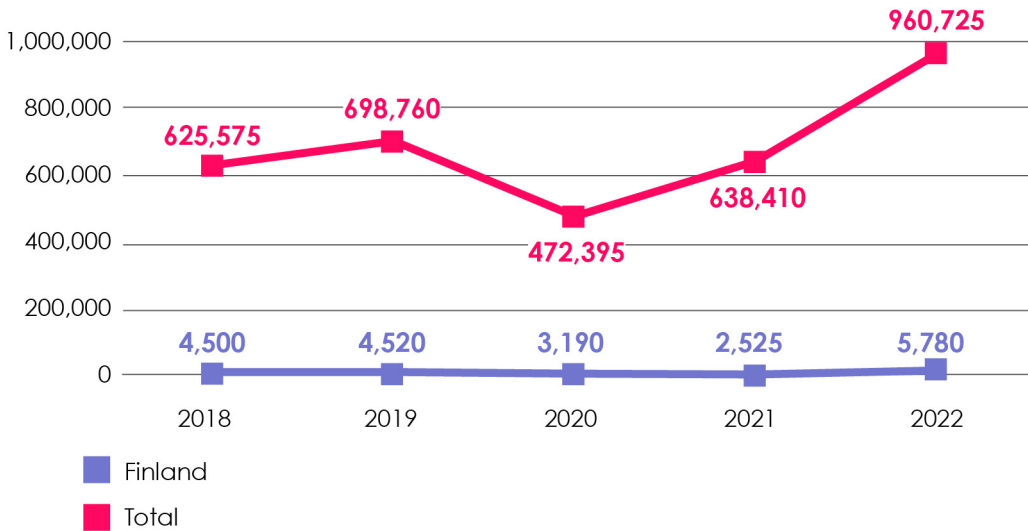


# EU-level statistics on asylum and migration

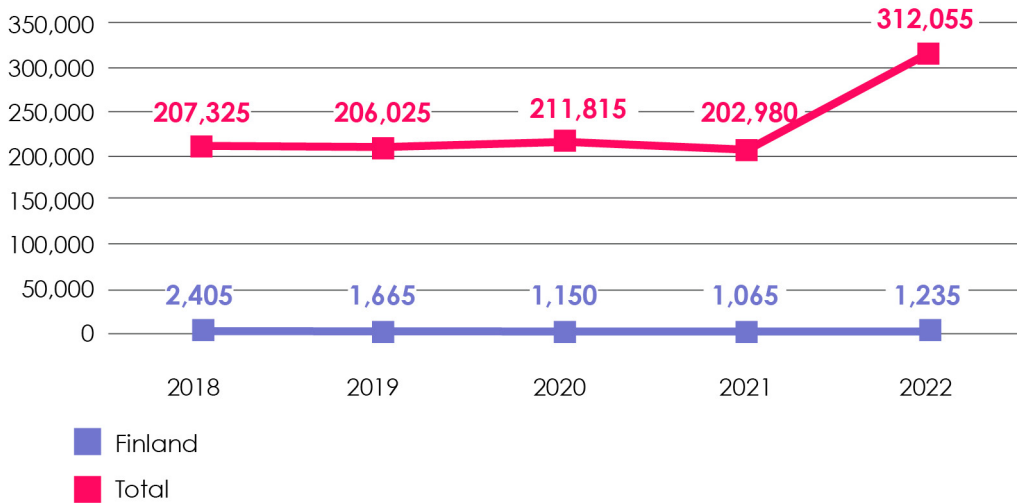
The table below presents figures on migration and asylum for the EU as a whole for the period 2018–2022 and the figures of temporary protection in 2023. They give a scale to migration at the EU level and place migration to Finland in the full European context.

## International protection (source: Eurostat)

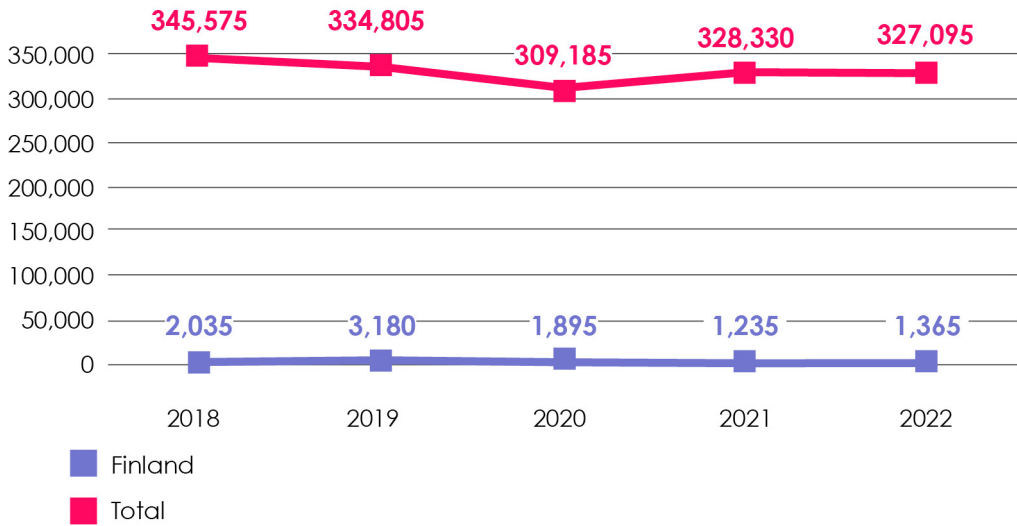
### Asylum seekers EU-27



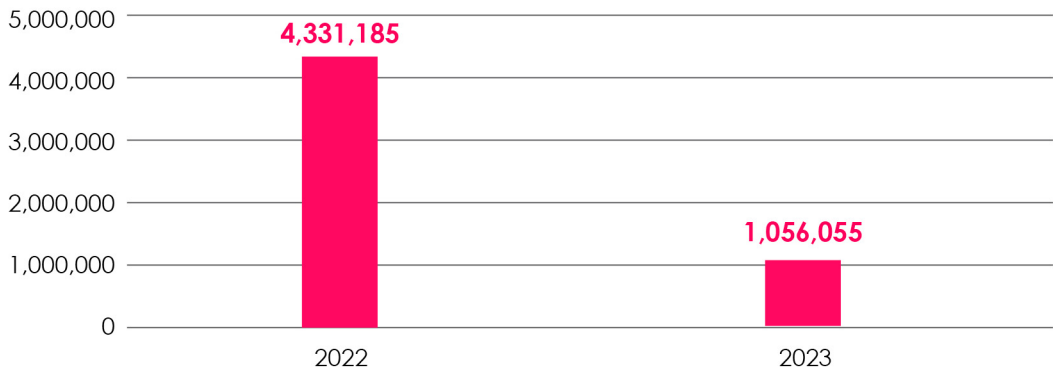
### Positive decisions



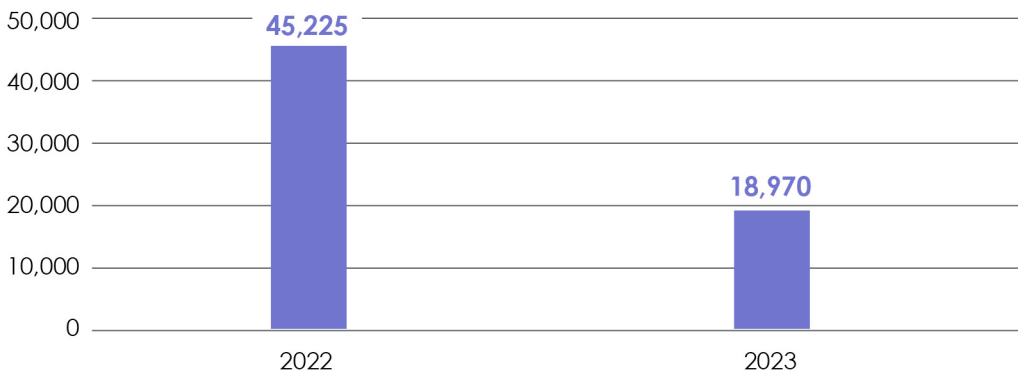
### Negative decisions



## Temporary protection – positive decisions



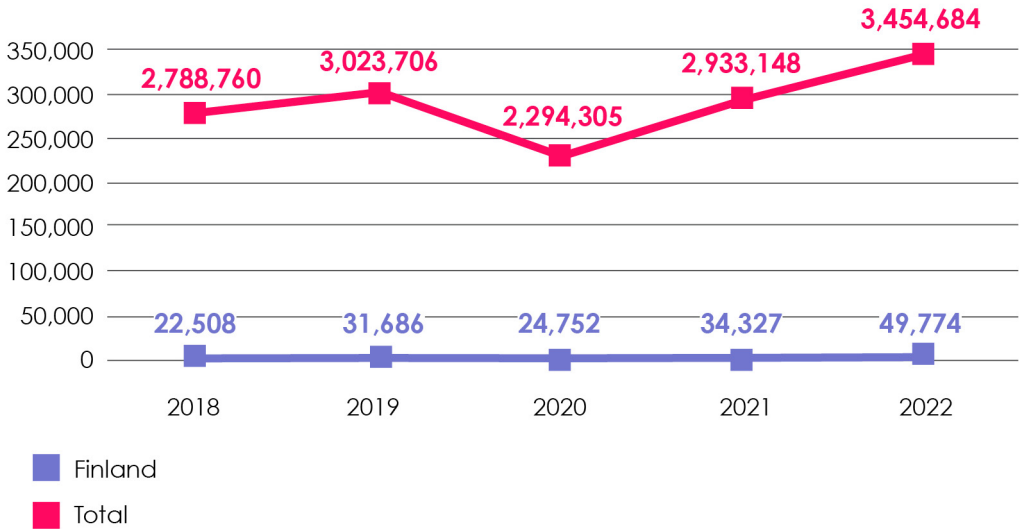
■ EU-27



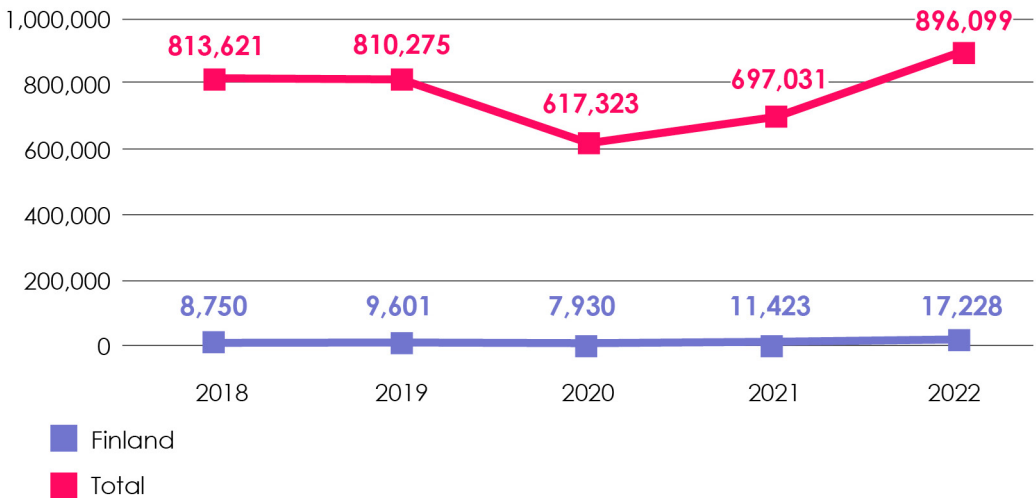
■ Finland

## Residence permits (source: Eurostat)

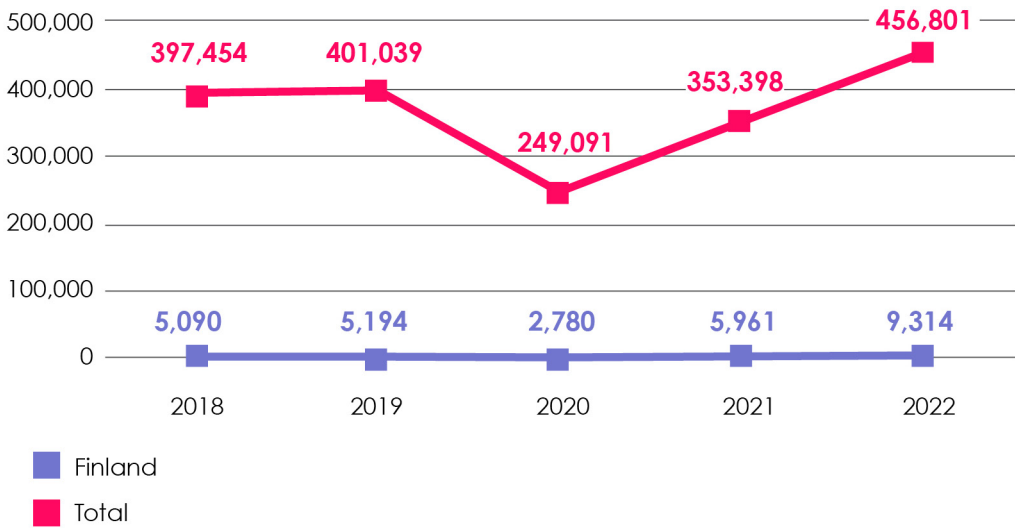
### First residence permits issued, EU-27



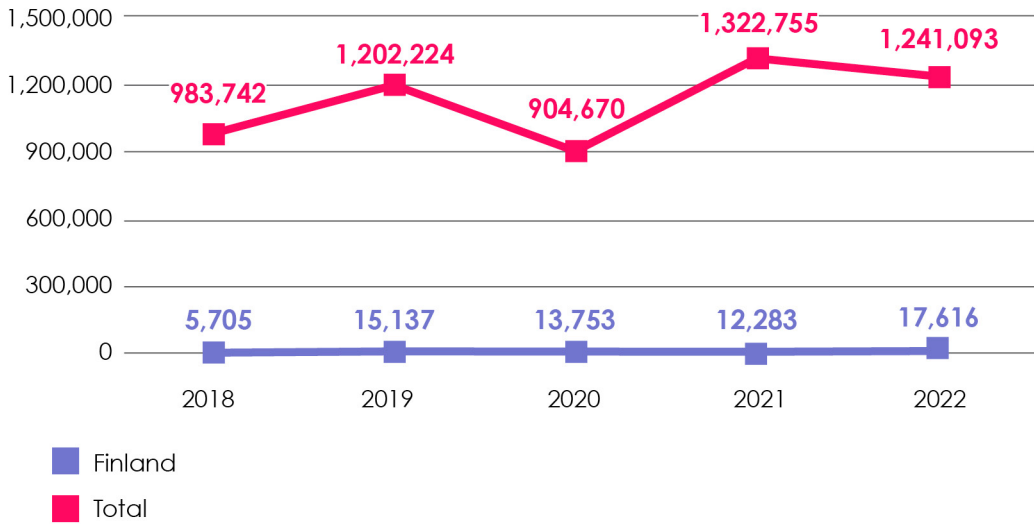
### Family



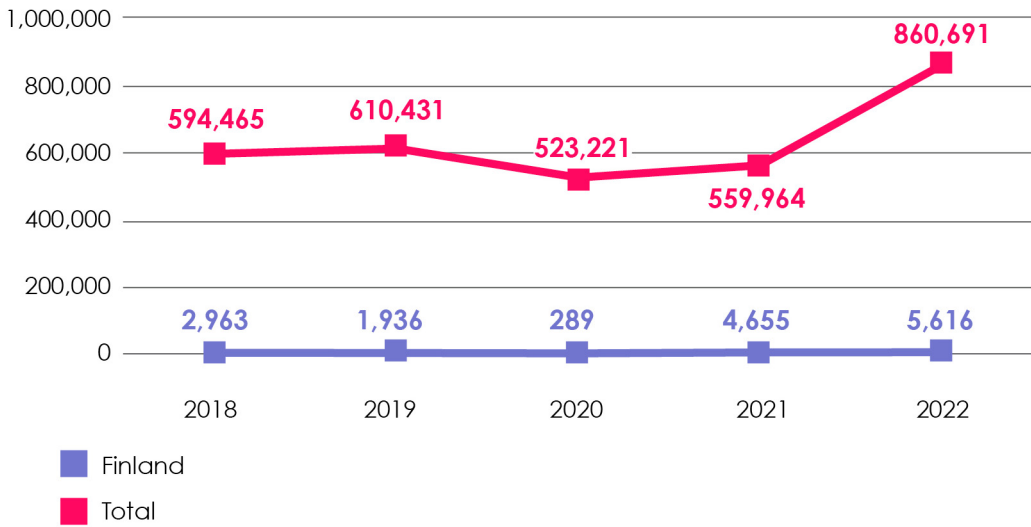
## Study



## Employment





**Other**





# Online statistics

Finnish Immigration Service | <http://tilastot.migri.fi/>

- Residence permit statistics
- International protection statistics
- Nationality statistics
- Deportation statistics
- Reception statistics

European Migration Network | <http://www.emn.fi> (in Finnish)

Previous years' Key figures on immigration, Annual Reports on Migration and Asylum and other publications are available on the EMN website.

Statistics Finland | [http://www.stat.fi/tup/maahanmuutto/index\\_en.html](http://www.stat.fi/tup/maahanmuutto/index_en.html)

- Thematic pages on migration and integration

Eurostat | <http://ec.europa.eu/eurostat/data/database>

- Population, migration and asylum statistics from EU Member States