

A photograph of a woman with blonde hair wearing a white fur coat and a young child in a grey puffer jacket and blue beanie, both looking towards the camera. They are seated on a bus, with other passengers and yellow hand straps visible in the background.

Key figures on immigration 2022

Overall responsibility for the publication:

European Migration Network
Finnish Immigration Service
P.O. Box 10
FI-00086 MAAHANMUUTTOVIRASTO, FINLAND

Tel. +358 (0)295 430 431
emn@migri.fi

ISBN EN PDF: 978-952-7427-41-5

<https://urn.fi/URN:ISBN:978-952-7427-41-5>

2023

Design and layout: OSG Communications

Key figures on immigration 2022

Overview 2022.....	4
First residence permits issued, Top 10 nationalities by grounds of issuance.....	6
Work in Finland	8
Migration to Finland on the grounds of family ties.....	11
Migration to Finland on the grounds of studying	14
Other grounds	16
Registration of the right of residence of an EU citizen and family members.....	18
How many people sought asylum in Finland?	22
Decisions made in the asylum process	26
Temporary protection.....	30
Quota refugees.....	32
Reception of asylum seekers	33
Trafficking in human beings	37
Citizenship	40
Irregular migration	42
Removal decisions and prohibitions of entry	46
Enforcement of removal from the country	51
Voluntary return.....	52
EU-level statistics on asylum and migration	54


The Finnish National Contact Point of the European Migration Network (EMN) has compiled this statistical review from the statistics of the Finnish Immigration Service, the Police and Finnish Border Guard as well as the International Organization for Migration (IOM). In addition, the EMN has produced the annual report on migration, which covers all aspects of migration and asylum in Finland in 2022. The report provides advanced information on the phenomena discussed in this statistical review as figures.

The Finnish National Contact Point of the EMN is responsible for any potential errors and misinterpretations in this statistical review.

Overview 2022

The figure includes the first residence permits issued by the Finnish Immigration Service to third-country nationals as well as the registration of the right of residence of EU citizens and their family members. It also includes the beneficiaries of temporary protection.

The largest group was people who had fled the war in Ukraine and were granted temporary protection. The second-largest group was third-country nationals who entered the country on the grounds of employment.





First residence permits issued, Top 10 nationalities by grounds of issuance

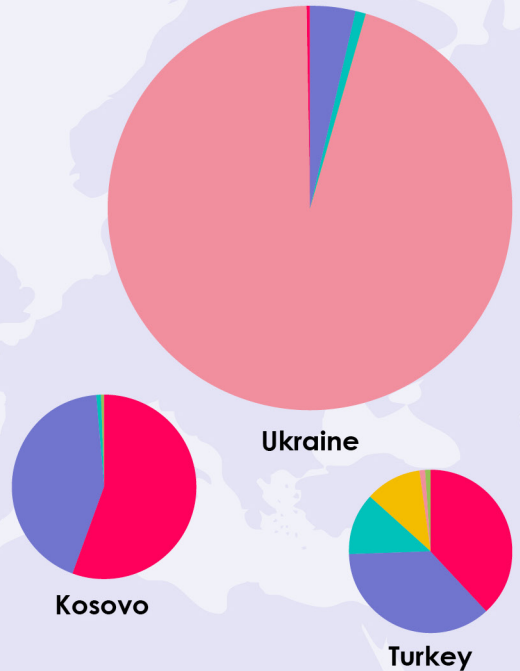
The map indicates the Top 10 countries to whose citizens the Finnish Immigration Service issued the highest number of first residence permits in 2022. The graphs show the distribution of the grounds of issuance of residence permits per nationality.*

First residence permits issued by the Finnish Immigration Service by grounds of issuance, Top 10 nationalities

- Employment
- Family
- Study
- International protection
- Temporary protection
- Other

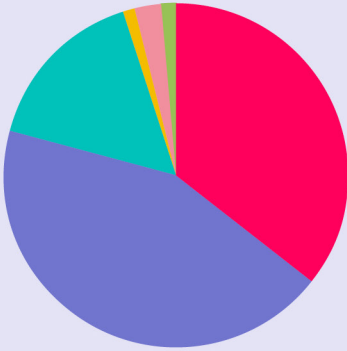
1,000

500

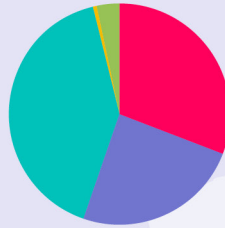


*Grounds in the graphs: employment, family, study, international protection, temporary protection and other. The "Other" category includes the following grounds of residence permits:

adoption, au pair, victim of trafficking in human beings, working holiday, looking for work, established relationship, other grounds, former Finnish citizen and residence permits issued on other grounds in the asylum process.



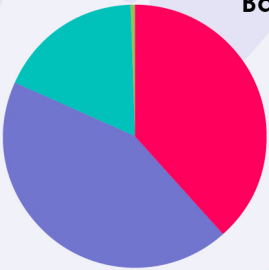
Russia



China



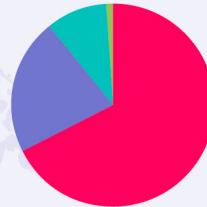
Bangladesh



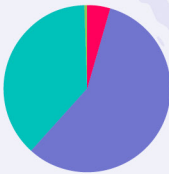
India



Vietnam



Philippines

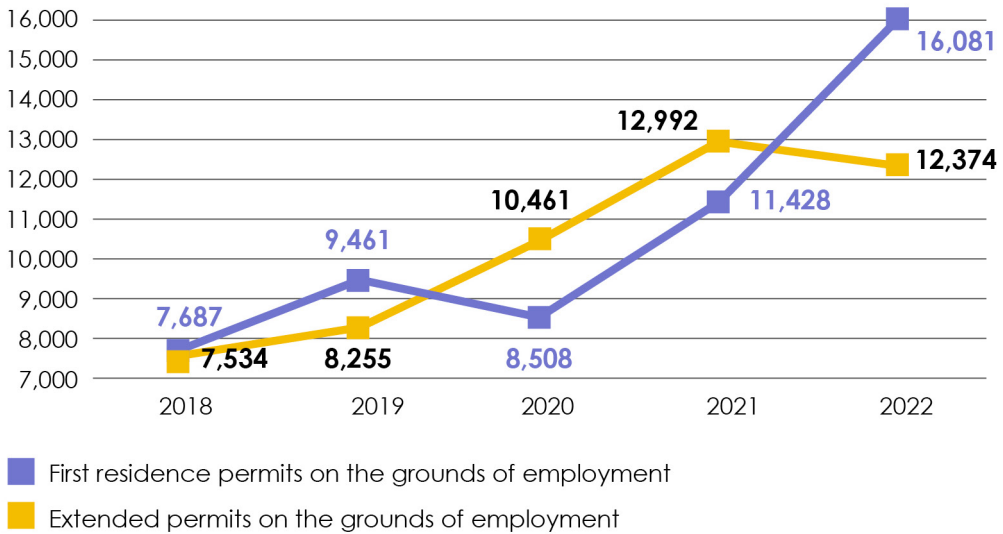


Sri Lanka

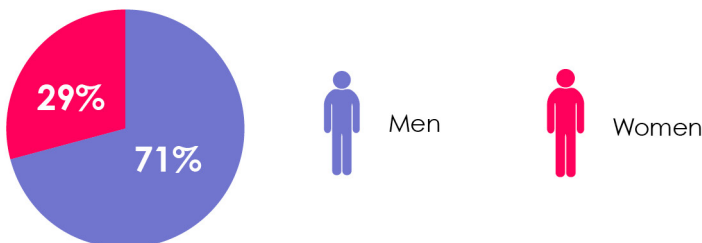
Work in Finland

In 2022, a total of 16,081 first residence permits were issued on the grounds of employment. This figure has doubled in five years, as indicated by the time series for the period 2018–2022. However, in 2020, a slight temporary decline was seen mainly due to the COVID-19 pandemic. In 2022, the growth of the number of residence permits issued on the grounds of employment was record-breaking: the number of permits issued increased by 41 per cent when compared to the previous year.

First residence permits and extended permits issued on the grounds of employment, 2018–2022



Gender distribution, positive

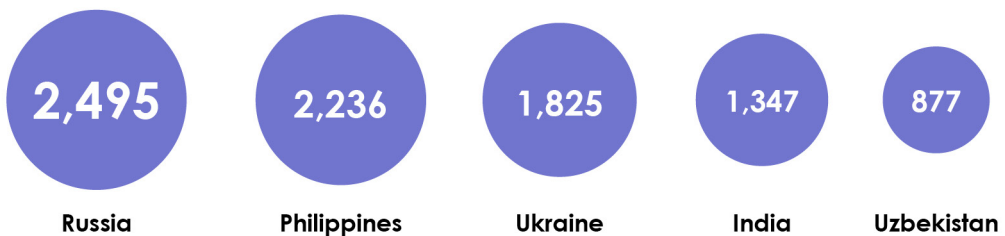


The graph below lists all first residence permits issued on different employment-related grounds in 2022.

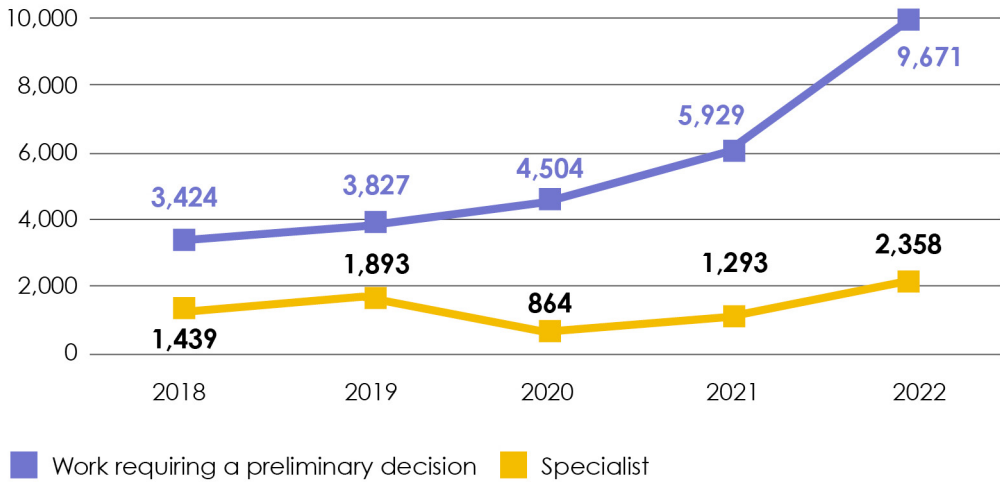
First residence permits issued on the grounds of employment, all categories, 2022

	Positive	Negative	Total
Self-employment	117	253	370
Work requiring a preliminary decision	9,671	2,296	11,967
Scientific research	1,111	5	1,116
Internship	66	6	72
Sports and coaching	316	45	361
Specialist	2,358	75	2,433
Other work	329	19	348
Specialist, Blue Card	360	1	361
Other internship	27	2	29
National researcher	91	0	91
Seasonal work	1,011	154	1,165
Seasonal work, preliminary decision	313	6	319
Intra-corporate transfer	28	7	35
Startup entrepreneur	252	8	260
Volunteering	31	0	31
Total	16,081	2,877	18,588

First residence permits issued on the grounds of employment, Top 5 nationalities, 2022



First residence permits issued, comparison, work requiring a preliminary decision and specialist, 2018–2022



Migration to Finland on the grounds of family ties

In 2022, the most common reason for moving to Finland, in addition to temporary protection, was employment but a significant number of residence permits were also issued on the grounds of family ties. A total of 15,457 applicants were issued a first residence permit on the basis of family ties by the Finnish Immigration Service. This was considerably more than in the previous year (2021: 9,821).

Of these, 3,243 were applicants considered to be family members of Finnish citizens. A total of 1,281 residence permits were issued to family members of beneficiaries of international protection. The most common categories by far were spouse of a third-country national (4,933) and child of a third-country national (5,974).

Pursuant to the Aliens Act, family members of foreign nationals living in Finland and Finnish citizens are:

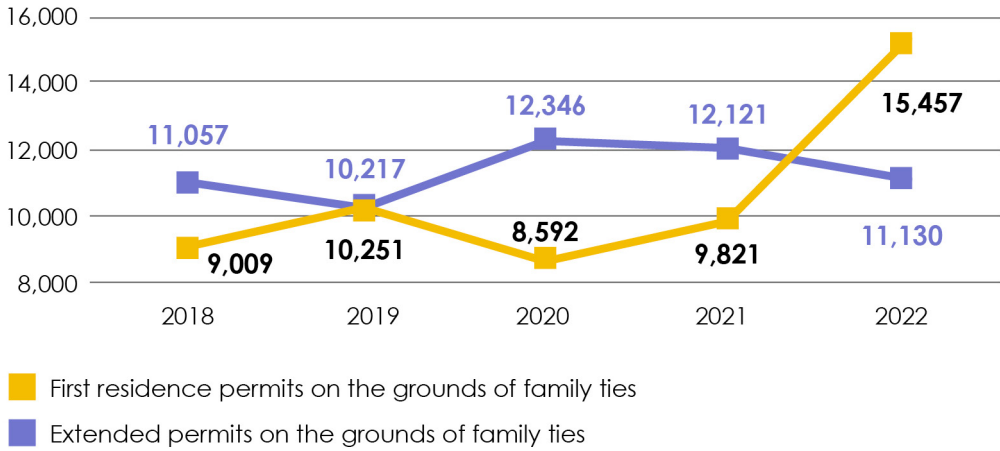
- spouse
- registered partner
- cohabitation partner
- unmarried child under 18 years of age under the care and custody of the person living in Finland
- guardian, if the person living in Finland is under 18 years old.

The statistics on residence permit applications on the grounds of family ties also include applicants outside the nuclear family, other relatives, for example the parents and siblings of an adult.

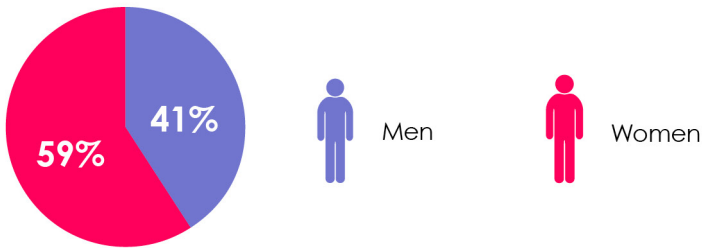
Reasons for negative decisions on family ties include:

- the family ties cannot be corroborated / the family ties are not real
- the marriage is not real (a marriage of convenience)
- the guardianship between a child and a parent is not valid / the guardianship is not de facto
- the requirements of a foster child relationship are not met
- subsistence is not secured
- the general requirements for obtaining a residence permit are not met.

First residence permits and extended permits issued on the grounds of family ties, 2018–2022



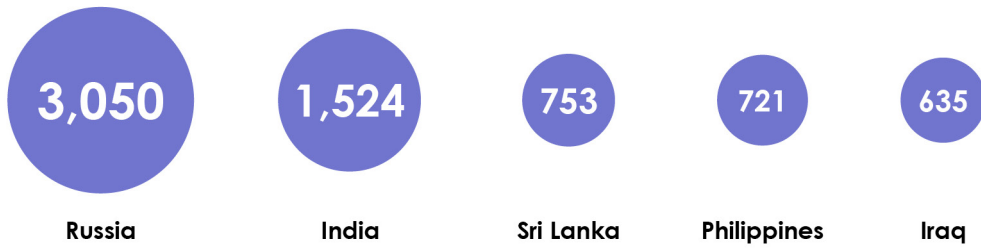
Gender distribution, positive



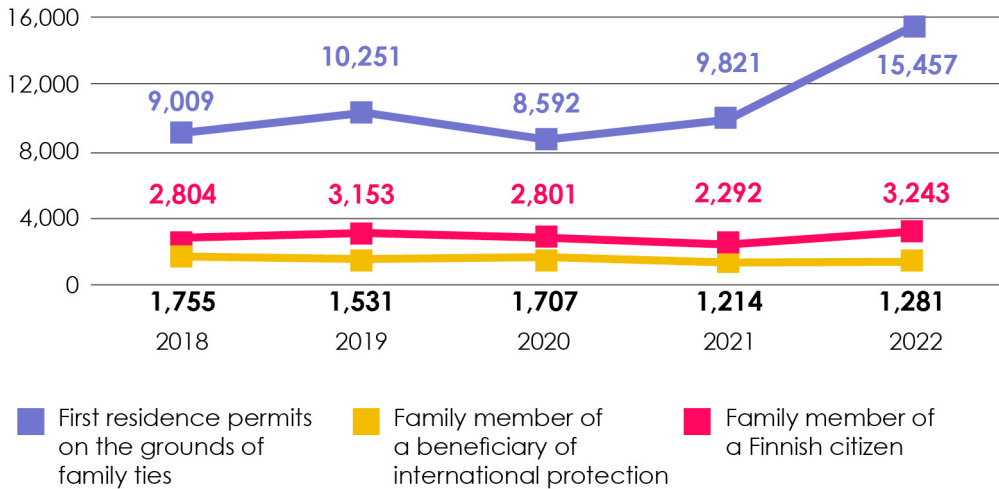
First residence permits issued on the grounds of family ties, all categories, 2022

	Positive	Negative	Total
Guardian of a beneficiary of international protection	31	17	48
Child of a beneficiary of international protection	976	36	1,012
Other family member of a beneficiary of international protection	68	67	135
Spouse of a beneficiary of international protection	206	67	273
Guardian of a third-country national	26	21	47
Child of a third-country national	5,974	340	6,314
Other family member of a third-country national	0	28	28
Spouse of a third-country national	4,933	260	5,193
Guardian of a Finnish citizen	74	23	97
Child of a Finnish citizen	407	58	465
Other family member of a Finnish citizen	14	114	128
Spouse of a Finnish citizen	2,748	205	2,953
Total	15,457	1,236	16,693

First residence permits issued on the grounds of family ties, Top 5 nationalities, 2022



First residence permits issued on the grounds of family ties to a beneficiary of international protection or a Finnish citizen, 2018–2022

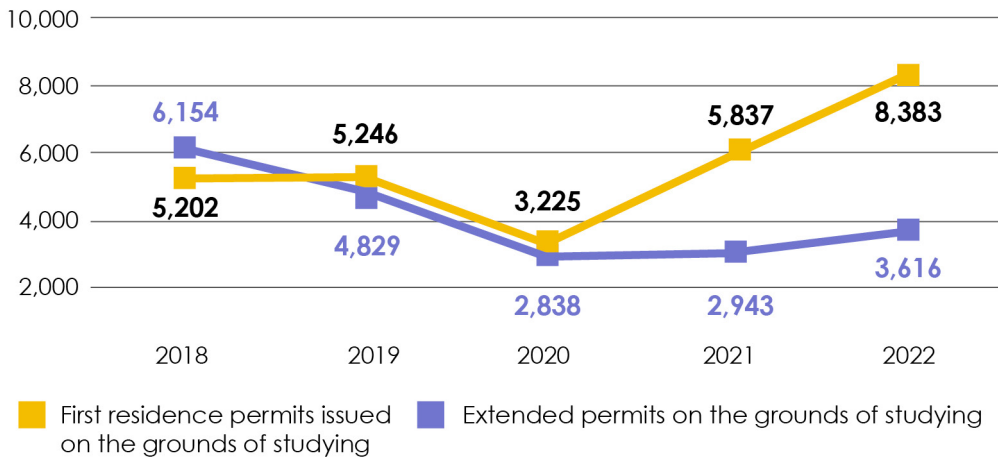


Migration to Finland on the grounds of studying

Residence permits for studies were issued to 8,383 third-country nationals in 2022. This represents a substantial increase compared to 2021 (5,837) and over the previous years' level. The decline in 2020 was mainly due to the COVID-19 pandemic. A total of 440 applicants (approx. 5%) received a negative decision on their application for a first residence permit for studies. A negative decision usually results from irregularities concerning subsistence.

The top nationalities for residence permits issued on the grounds of studying were Russian (1,096), Chinese (760) and Bangladeshi (671).

First residence permits and extended permits issued on the grounds of studying, 2018–2022



First residence permits issued on the grounds of studying, 2022

Positive	Negative	Total
8,383	440	8,823

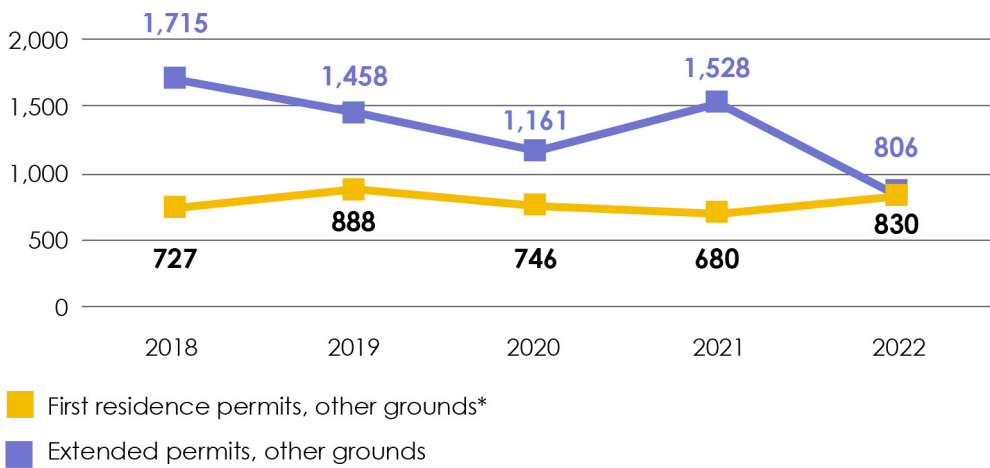
First residence permits issued on the grounds of studying, Top 5 nationalities, 2022



Other grounds

A total of 830 Finnish residence permits were issued on other grounds in 2022. This category includes the following grounds: adoption, au pair, former Finnish citizen, Finnish origin, victim of trafficking in human beings, other grounds, established relationship, working holiday and looking for work.

First residence permits issued on other grounds, 2018–2022



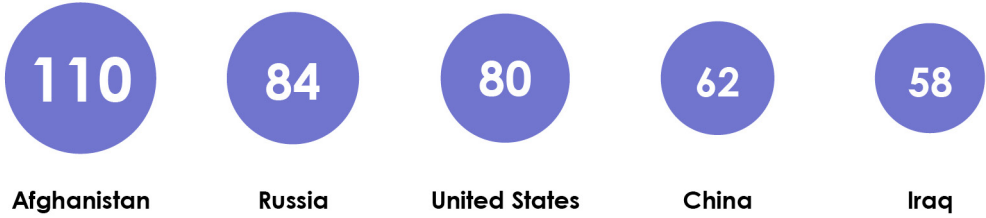
*Includes also residence permits issued on other grounds in the asylum process

First residence permits issued on other grounds, all categories, 2022

	Positive	Negative	Total
Adoption	33	3	36
Au pair	76	4	80
Former Finnish citizen, Finnish origin	53	9	62
Residence permit for a victim of trafficking in human beings	8	5	13
Other grounds*	495	127	622
Working holiday	30	2	32
Looking for work	27	4	31
Established relationship	108	40	148
Total	830	194	1,024

*Includes also residence permits issued on other grounds in the asylum process

First residence permits issued on other grounds, Top 5 nationalities, 2022*



*Includes also residence permits issued on other grounds in the asylum process

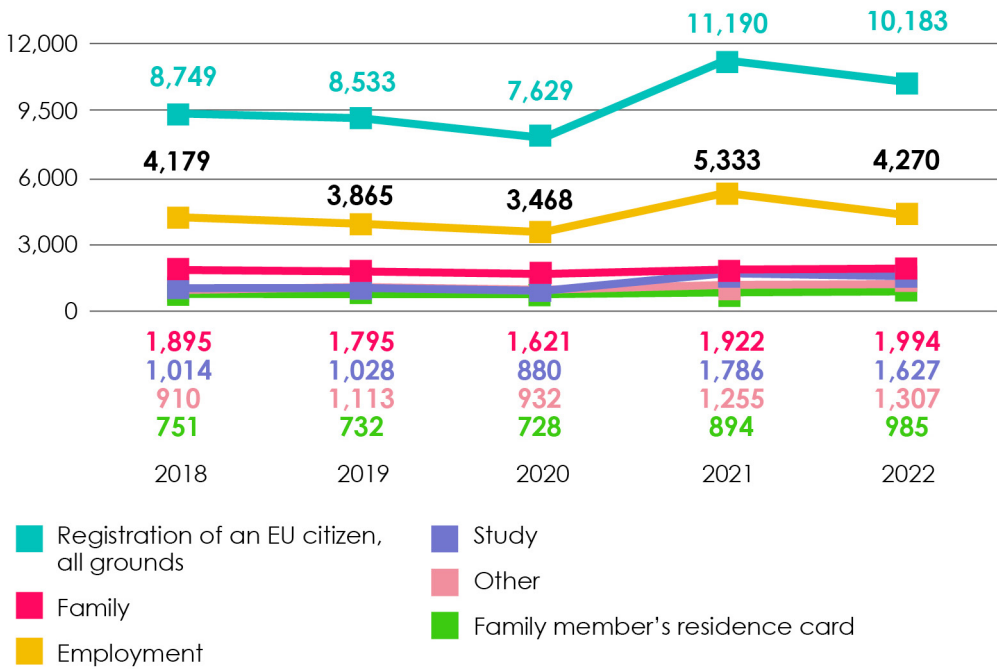


Registration of the right of residence of an EU citizen and family members

The Finnish Immigration Service registers the right of residence of EU citizens and issues residence cards to the family members of EU citizens. A residence card is issued to an EU citizen's family member who is not an EU citizen. In 2022, the number of registrations of rights of residence of EU citizens declined slightly compared to the previous year. The largest group for whom registrations were performed in 2022 was, as in the previous years, Estonians (2,046).



Registration of EU citizens, positive decisions, 2018–2022



Registration of an EU citizen, grounds, 2022

	Positive	Negative	Total
Family	1,994	202	2,196
Employment	4,270	454	4,724
Study	1,627	19	1,646
Other	1,307	192	1,499
Family member's residence card	985	65	1,050
Total	10,183	932	11,115

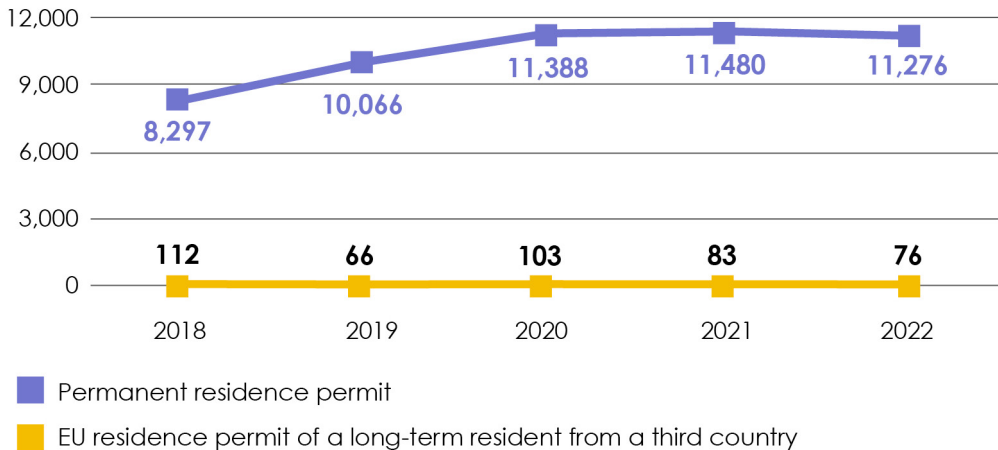
Registration of EU citizens, positive decisions, Top 5 nationalities, 2022



Permanent residence permit

A permanent residence permit is valid until further notice. In other words, its validity is not limited. A permanent residence permit may be issued when the person has resided in Finland continuously for four years on a continuous residence permit and the conditions for issuing a continuous residence permit are still met. The EU residence permit of a long-term resident from a third country is also considered a permanent residence permit. This requires four years of continuous residence in Finland and it also entitles the holder to stay in another Schengen country for at most 90 days.

Permanent residence permits issued, 2018–2022



Permanent residence permits issued, grounds, 2022

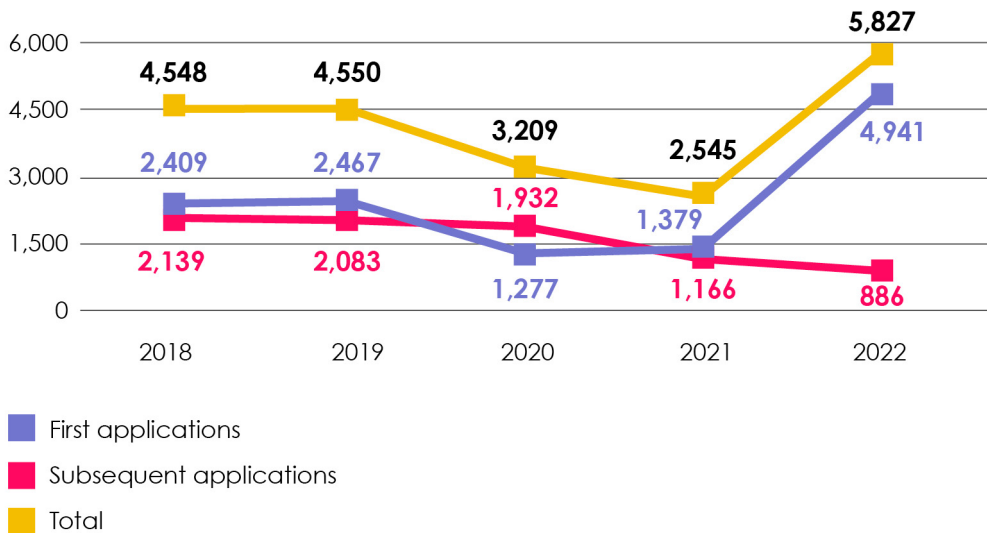
	Positive	Negative	Total
Permanent residence permit	41	5	46
Family	4,923	128	5,051
Employment	2,592	140	2,732
Self-employment	171	29	200
International protection	2,776	146	2,922
Other grounds	773	51	824
EU residence permit of a long-term resident from a third country	76	28	104
Total	11,352	527	11,879

Permanent residence permits issued, Top 5 nationalities, 2022

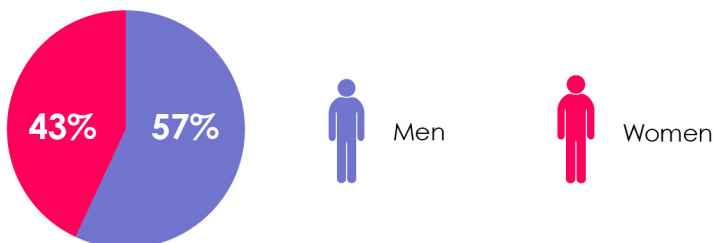
How many people sought asylum in Finland?

A total of 5,827 persons applied for international protection in Finland in 2022. Of these, 246 were asylum-seeking unaccompanied minors. Of the asylum applications, 15% (886) were subsequent applications. A subsequent application is an application for international protection filed by a foreign national after receiving a final decision on a previously submitted application. The proportion of subsequent applications of all asylum applications had increased in recent years but in 2022, it decreased clearly.

First applications and subsequent applications, 2018–2022




Gender distribution



Where did the asylum seekers come from?

In 2022, the top nationalities of asylum seekers were Ukrainian (1,805), Russian (1,172) and Iraqi (652).

Asylum seekers, 1 January–31 December 2022




Who were the asylum-seeking unaccompanied minors?

The term “asylum-seeking unaccompanied minor” refers to a person who states that he/she is under 18 years of age and who enters the country either completely alone or with a person who is not his/her parent or guardian (or sufficient evidence of guardianship of the said person is not provided) in order to seek asylum.

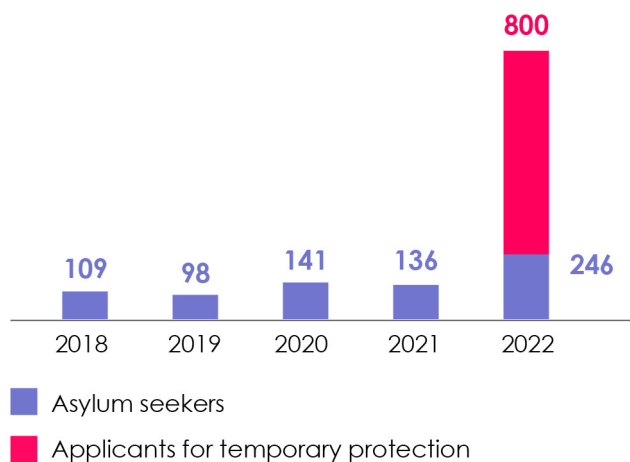
A total of 246 asylum-seeking unaccompanied minors entered Finland in 2022. This showed a clear increase from the previous year (136). In addition, nearly 800 unaccompanied minors fled Russia's war of aggression from Ukraine to Finland and applied for temporary protection in Finland.

The countries of origin with the most asylum-seeking unaccompanied minors entering Finland were Somalia (73), Afghanistan (53) and Ukraine (52).

Asylum-seeking unaccompanied minors, 1 January–31 December 2022



Unaccompanied minors entering Finland, 2018–2022



Source: Finnish Immigration Service



Decisions made in the asylum process

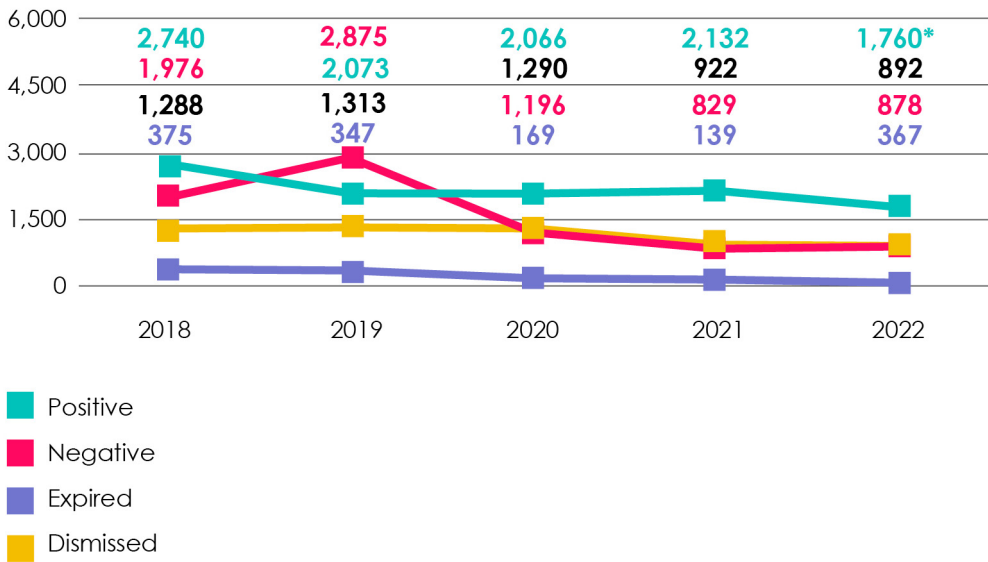
The Finnish Immigration Service made 3,897 asylum decisions in 2022. Positive asylum decisions accounted for 45% of all decisions in the asylum process. The share of negative decisions of all decisions was approx. 22%. The number of decisions to dismiss the application was 892 (23%), including Dublin decisions*. The number of expired applications was 367 (approx. 9% of all decisions).

Top 5 nationalities 2022

	Positive				Negative			
	Asylum	Subsidiary protection	Other residence permits	Total		Expired	Dismissed	Total
Iraq	288	45	58	391	272	27	358	1,048
Afghanistan	394	7	110	511	24	17	60	612
Somalia	156	35	13	204	71	5	107	387
Russia	85	1	10	96	79	89	80	346
Turkey	130	0	7	137	39	9	9	194
Top 5 nationalities, total	1,053	88	198	1,339	485	147	614	2,587
Total all	1,367	130	263	1,760	878	367	892	3,897

*For more information on the Dublin procedure, please see <https://migri.fi/en/when-is-an-application-not-processed-in-finland->

First applications and subsequent applications, 2018–2022



*Includes also residence permits issued on other grounds in the asylum process



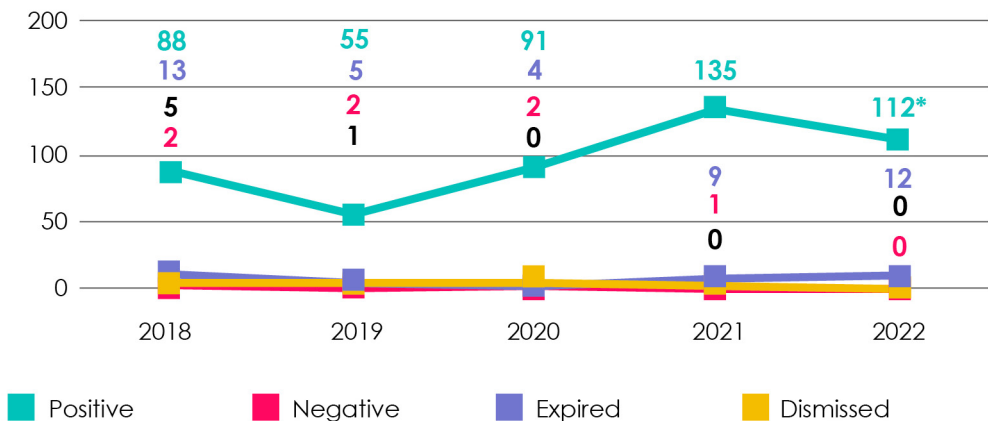
In 2022, a total of 124 decisions were made in the asylum process concerning asylum-seeking unaccompanied minors, and approx. 80% (99) of the decisions were positive.

*Includes first asylum decisions concerning unaccompanied minors relocated to Finland under the EU agreement.

Asylum decisions, Top 5 nationalities, unaccompanied minors

	Positive				Negative			
	Asylum	Subsidiary protection	Other residence permits	Total		Expired	Dismissed	Total
Somalia	41	3	4	48	0	0	0	48
Afghanistan	38	0	1	39	0	2	0	41
Syria	9	0	0	9	0	0	0	9
Ukraine	0	0	0	0	0	9	0	9
Ethiopia	5	0	1	6	0	0	0	6
Top 5 nationalities, total	93	3	6	102	0	11	0	113
Total all	99	4	9	112	0	12	0	124

Asylum decisions for unaccompanied minors, 2018–2022



*Includes also residence permits issued on other grounds in the asylum process



Temporary protection

A total of 47,302 applications for temporary protection were lodged in Finland in 2022. The number of decisions made was 45,755, of which 45,308 were positive. Ukrainians accounted for 99% of both the applications and the decisions, but there were other nationalities as well.

Focusing on temporary protection

In 2022, millions of people sought shelter in the EU and its neighbouring countries due to Russian's military attack on Ukraine that started on 24 February 2022. As a result, the EU activated the Temporary Protection Directive on 4 March 2022. The Directive was originally approved in 2001 after the armed conflicts in the Western Balkans had caused large-scale forced migration in Europe, to EU Member States, for example.

Temporary protection is the EU's emergency mechanism, which is activated in cases of exceptional mass influx. The mechanism offers collective protection to displaced persons. This separate protection category also reduces the pressure on the EU Member States' national asylum systems.

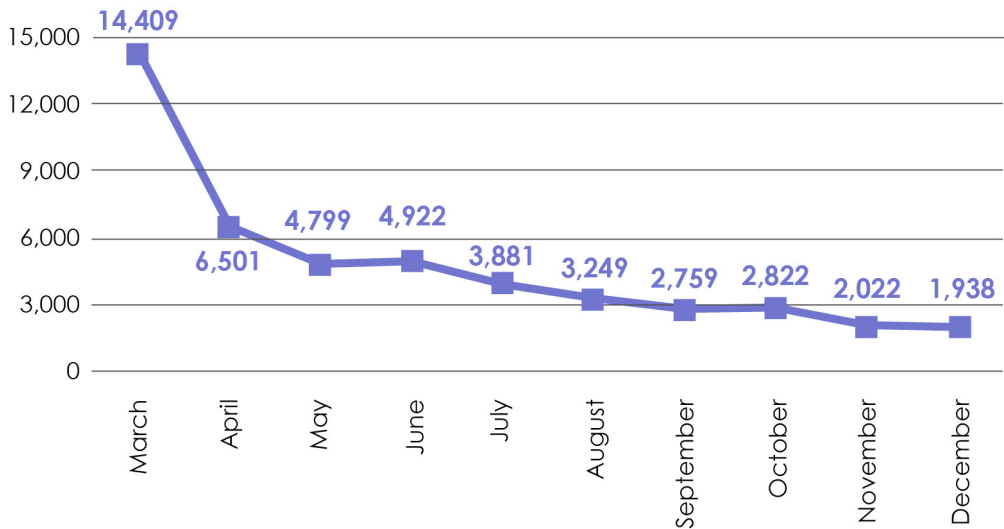
Temporary protection may only be granted to

- Ukrainian citizens unable to return to Ukraine due to Russia's invasion
- citizens of countries outside the European Union and not party to the Schengen Agreement and stateless persons who have legally resided in Ukraine and whose safe and permanent return to their country of origin is not possible
- family members of Ukrainian citizens and of those granted international protection or equivalent national protection in Ukraine if the family ties were established in Ukraine before 24 February 2022 and the family member is not a citizen of a European Union Member State, a Nordic country, Liechtenstein or Switzerland.
- The family members do not need to apply at the same time. They can, for example, come to Finland later and apply for temporary protection then.
- If the family member is a citizen of a European Union Member State, Liechtenstein or Switzerland, they can apply for EU registration.

Applications for temporary protection, Top 5 nationalities, 2022

Ukraine	46,641
Russia	223
Nigeria	82
Not known	29
Moldova	26
Top 5, total	47,001
Total	47,302

Applications for temporary protection per month, 2022



Decisions regarding temporary protection, Top 5 nationalities, 2022

	Positive	Negative	Expired	Total
Ukraine	44,939	2	358	45,299
Russia	169	1	8	178
Nigeria	24	14	0	38
Moldova	17	4	1	22
Vietnam	10	8	3	21
Top 5, total	45,159	29	370	45,558
Total	45,308	57	390	45,755

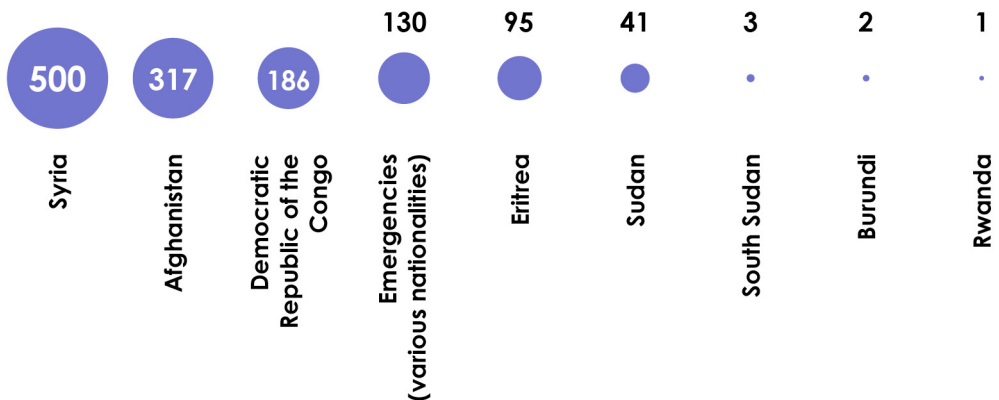
Quota refugees

Under the refugee quota, Finland accepts persons whom the United Nations High Commissioner for Refugees (UNHCR) has designated as refugees or other foreign nationals who are in need of international protection. The quota has been increasing steadily over a long period of time.

Starting from 2001, the number of quota refugees accepted in Finland was 750 persons per year. However, in 2014 and 2015, an additional quota of 300 people was agreed on due to the crisis in Syria. The quota for 2016, 2017 and 2018 was again set at 750 persons but, in 2021, it was increased to 1,050 persons and in 2022, to 1,500 persons.

In 2022, a total of 1,275 positive quota selection decisions were made. Of these, 1,203 belonged to the quota for 2022 and 72 to the quota for 2021.

Allocation of the refugee quota, 2022



Reception of asylum seekers

Due to the war in Ukraine, a significant increase was witnessed in the number of reception system clients and many new reception facilities were established. The number of reception centres increased from 27 to 112 and their capacity increased from approximately 3,350 to 28,193 persons.

On 31 December 2022, approximately 43,513 persons were registered in the reception system in a total of 112 reception facilities (103 for adults and families, 9 for unaccompanied minors). On 31 December 2021, there were 5,100 persons in 27 reception facilities (20 for adults and families, 7 for unaccompanied minors).

The reception capacity has been continuously adjusted and the number of reception facilities had been reduced year by year compared to the situation at the end of 2015, but the events of 2022 again required a fast capacity increase.



Locations of reception centres. 103 units for adults, 9 special units for minors and 2 detention centres operational on 31 December 2022

Ahvenanmaa

Ahvenanmaa

Etelä-Karjala

Imatra

Joutseno (2 units)

Etelä-Pohjanmaa

Seinäjoki (4 units)

Kauhava

Etelä-Savo

Mikkeli (3 units)

Juva

Kangasniemi

Pieksämäki (2 units)

Savonlinna

Kanta-Häme

Hämeenlinna (2 units)

Forssa (2 units)

Lammi

Riihimäki

Kainuu

Kajaani

Keski-Pohjanmaa

Kokkola (2 units)

Keski-Suomi

Joutsa

Jyväskylä (3 units)

Jämsä (2 units)

Laukaa

Saarijärvi

Äänekoski

Kymenlaakso

Hamina

Kotka (2 units)

Kouvola (2 units)

Lappi

Kemi (2 units)

Kemijärvi

Rovaniemi (3 units)

Pirkanmaa

Mänttä-Vilppula

Tampere (3 units)

Valkeakoski

Sastamala

Pohjanmaa

Kristiinankaupunki

Vöyri

Pietarsaari

Vaasa

Pohjois-Karjala

Joensuu (2 units)

Lieksa

Outokumpu

Pohjois-Pohjanmaa

Oulu

Kuusamo (2 units)

Raahe

Ruukki

Pohjois-Savo

Kuopio (2 units)

Iisalmi

Varkaus

Päijät-Häme

Lahti (4 units)

Satakunta

Kankaanpää

Pori (4 units)

Rauma

Uusimaa

Espoo (2 units)

Helsinki (5 units)

Hyvinkää

Järvenpää

Kerava

Kirkkonummi

Loviisa

Mäntsälä

Nurmijärvi

Porvoo

Sipoo

Vantaa (2 units)

Tuusula

Varsinais-Suomi

Salo (3 units)

Somero

Turku

Uusikaupunki

Special units for minors

Espoo

Kotka

Hämeenkyrö

Jyväskylä

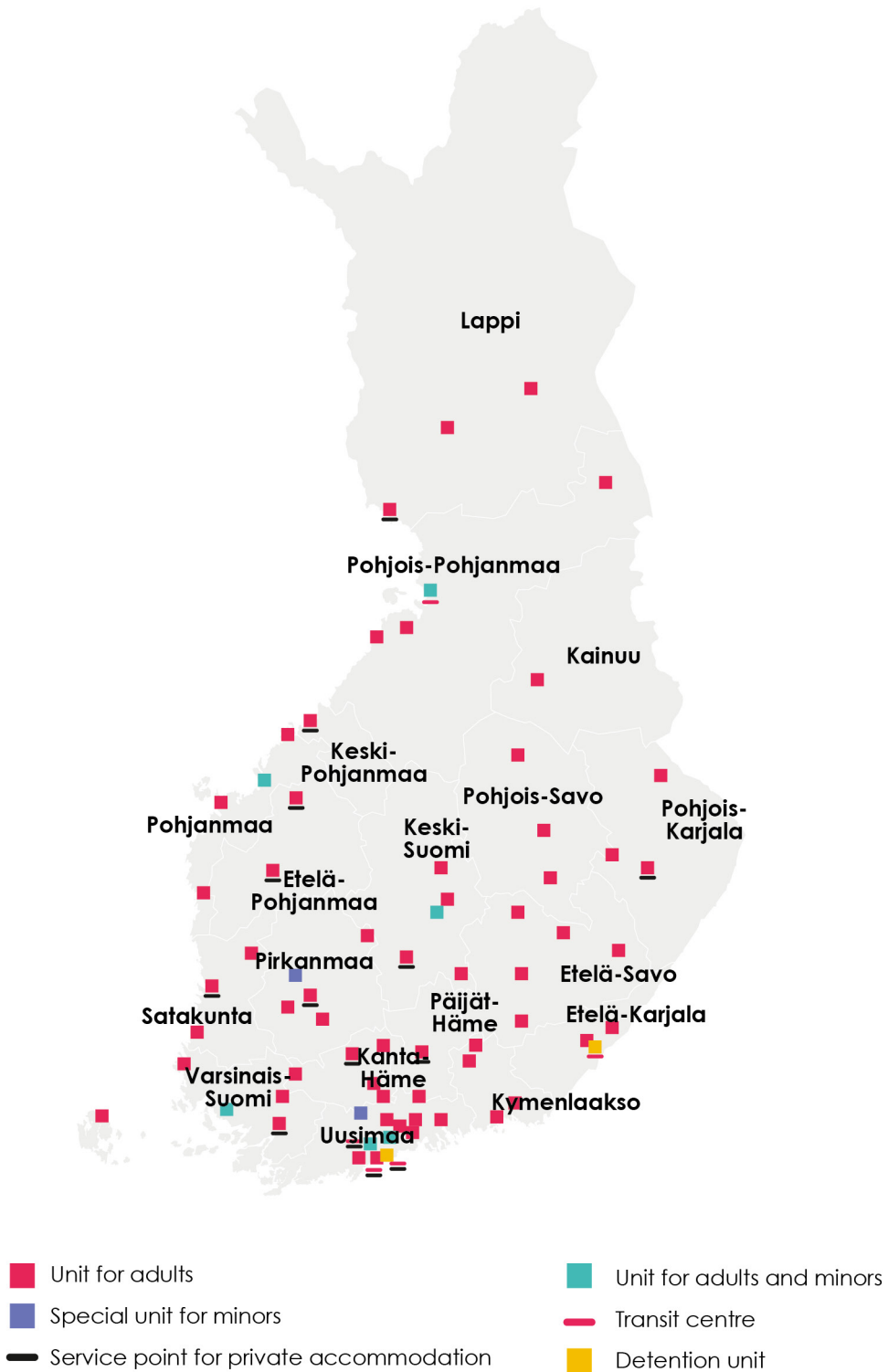
Oravainen

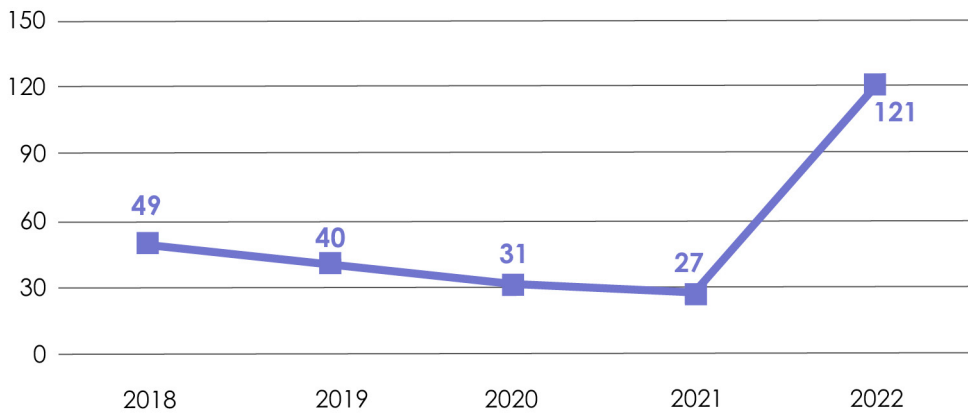
Oulu

Vantaa

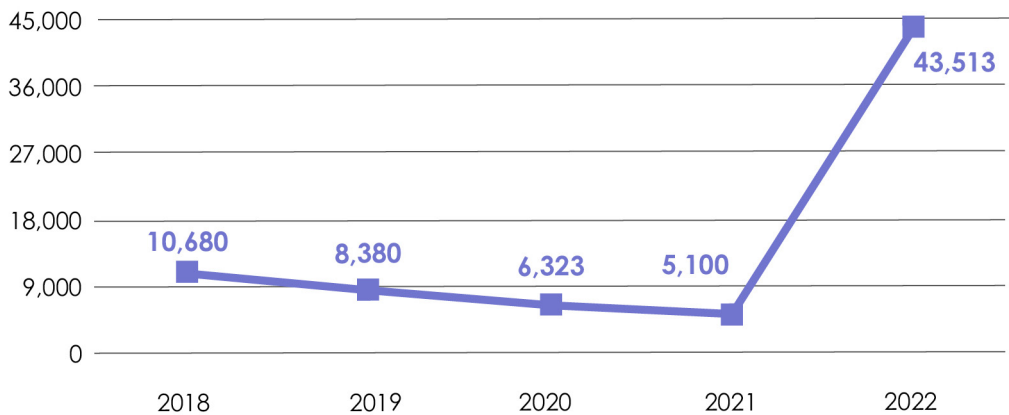
Vihti

Turku



Reception facilities, 2018–2022*

*at the end of each year, incl. units for minors

Clients, 2018–2022*

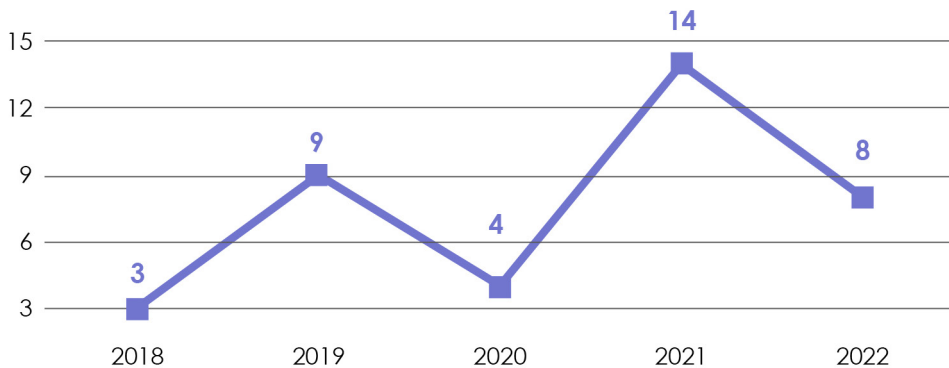
Trafficking in human beings

Residence permits issued to victims of trafficking in human beings

A first residence permit for a victim of trafficking in human beings was issued to 8 persons in 2022 (2021: 14), while a fixed-term residence permit (extended permit) on the same grounds was issued to 20 persons (2021: 15).

The number of cases involving indications of trafficking in human beings is substantially higher. Some of them have been granted international protection or a residence permit on other grounds, or the conditions for a residence permit have not been met. There are no reliable statistics available on cases involving suspected trafficking in human beings, as it does not constitute the primary grounds for the residence permit.

First residence permits issued, victims of trafficking in human beings, 2018–2022

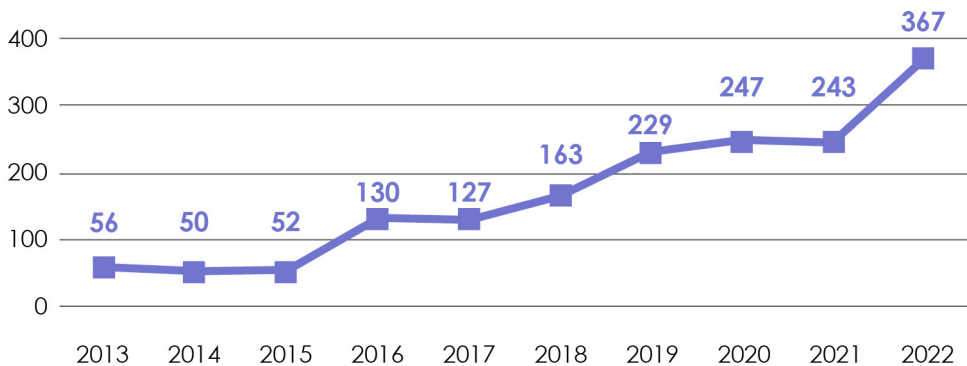


Source: Finnish Immigration Service

National Assistance System for Victims of Trafficking in Human Beings

The National Assistance System for Victims of Trafficking in Human Beings operates as part of the Joutseno reception centre. The Assistance System maintains statistics on persons who have sought inclusion in the system and who have been admitted to the system. At the end of 2022, the National Assistance System for Victims of Trafficking in Human Beings included 1,314 people. The number of new clients admitted to the Assistance System in 2022 was 367, which showed a clear increase from the previous year (2021: 243).

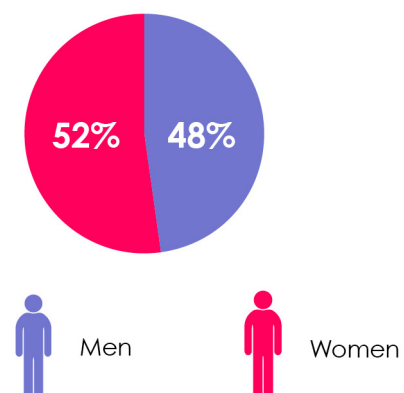
New clients in the Assistance System



New clients in the Assistance System based on the category of victimisation, 2022

Victimisation category	New clients
Sexual exploitation	64
Labour exploitation	217
Forced marriage	72
Exploitation in criminal activities	7
Exploitation in begging	2
Benefit fraud	1
Other exploitation	4

Gender distribution, new clients, 2022



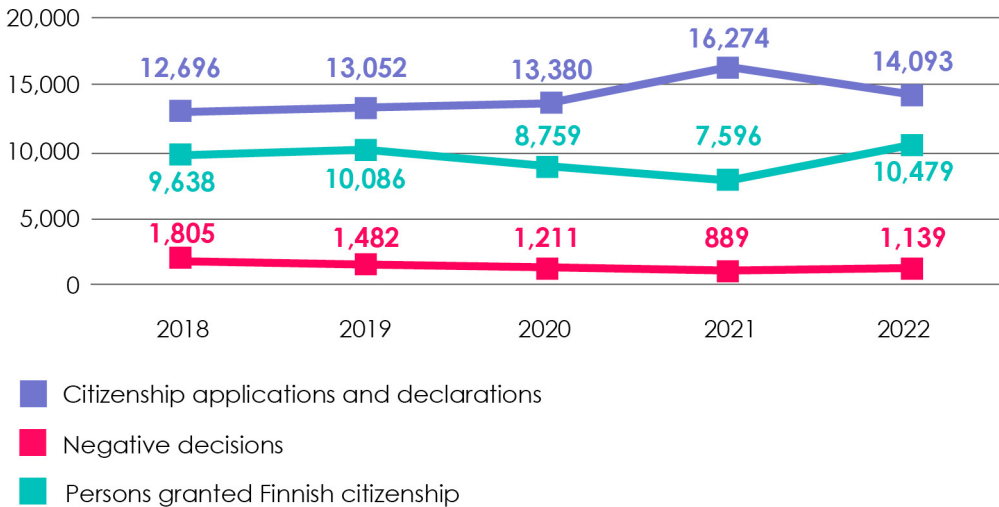
Source: Joutseno reception centre, National Assistance System for Victims of Trafficking in Human Beings



Citizenship

In 2022, a total of 10,510 persons acquired Finnish citizenship, which ended the declining trend of the preceding years. The number of citizenship applications and declarations received was 14,093, a slight decrease compared to 2021 (16,274). The number of negative decisions was 1,142 (approx. 9% of all decisions). Negative decisions were most often due to insufficient proficiency in Finnish or Swedish, as has usually been the case in the previous years.

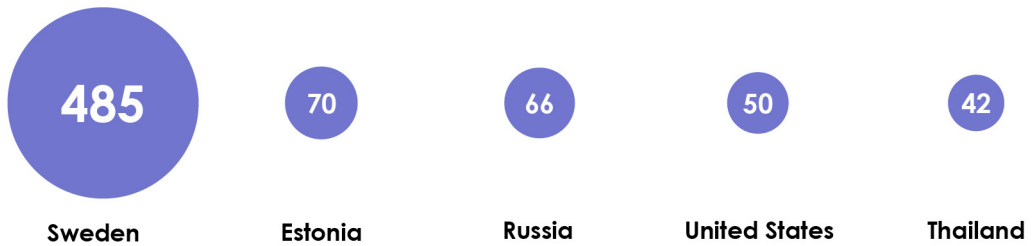
Citizenship applications, citizenship declarations and persons granted Finnish citizenship, 2018–2022



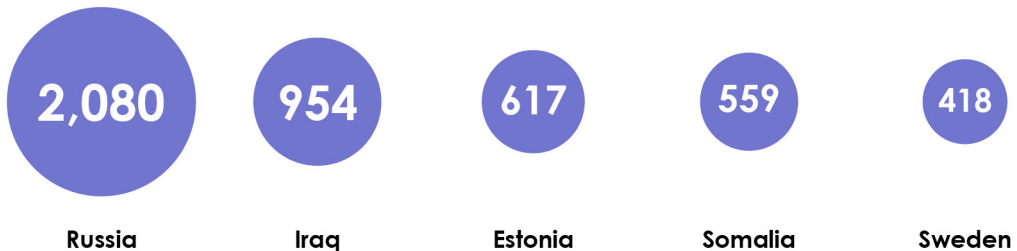
Citizenship applications, Top 5 nationalities, 2022



Citizenship declarations, Top 5 nationalities, 2022



Persons who were granted Finnish citizenship (by application and declaration), Top 5 by former nationality, 2022



Finnish citizenship, negative and positive decisions, 2018–2022

	Positive	%*	Negative	%	Total
2018	9,638	76	1,805	14	11,443
2019	10,086	78	1,482	11	11,568
2020	8,759	75	1,211	10	9,970
2021	7,596	76	889	9	8,485
2022	10,510	79	1,142	9	11,652

*share of all decisions, incl. expired, dismissed, determination of nationality and decisions regarding loss of citizenship

Irregular migration

Persons found to reside in the country illegally

In the migration glossary produced by the EMN network, the EMN Glossary, the Finnish translation of “irregular migration” means “immigration against the regulations”. Among the Finnish authorities, the more common terms are “illegal entry” and “illegal stay”.

The statistics shown below include — in accordance with the Eurostat criteria on illegal stay — persons found staying or working in without a valid permit either inland or at the external borders as well as persons who have been found to reside irregularly without valid documents before applying for asylum in Finland. Most of the irregular migrants included in the statistics only stay in the country for a short period. An example of this is persons who are at an external border of Finland leaving the Schengen area.

Found staying without a valid permit, Top 5 nationalities, 2022 (incl. working without a work permit)

Russia	286
Iraq	121
Ukraine	48
China	47
Somalia	42



Violations of the prohibition of entry

Criminal activity is often the cause for imposing a prohibition of entry (entry ban), which is evident in the group who are violating the prohibition of entry as well. As such, these figures reflect international itinerant crime.

Third-country nationals detected violating a prohibition of entry, Top 5 nationalities, 2022

Belarus	17
Gambia	7
Morocco	5
Ukraine	5
Georgia	4

Irregular employment

Irregular employment is part of the informal economy, which is partly connected to irregular stay. For most irregular migrants, undeclared employment is the most convenient means of livelihood, but the international supply of cheap labour and undeclared workers is also growing.

The use of undeclared workers distorts competition: the supply of undeclared workers and cheap labour also involves organised crime, for which crime within corporate structures is a growing source of income.

Not nearly all of the persons who work illegally are staying irregularly in the country. The following statistics include persons working without any work permit regardless of whether they were staying in the country legally or not.

Third-country nationals working without a work permit, Top 5 nationalities, 2022

Russia	36
Ukraine	35
Iraq	29
Nigeria	24
Serbia	16

Source: Police

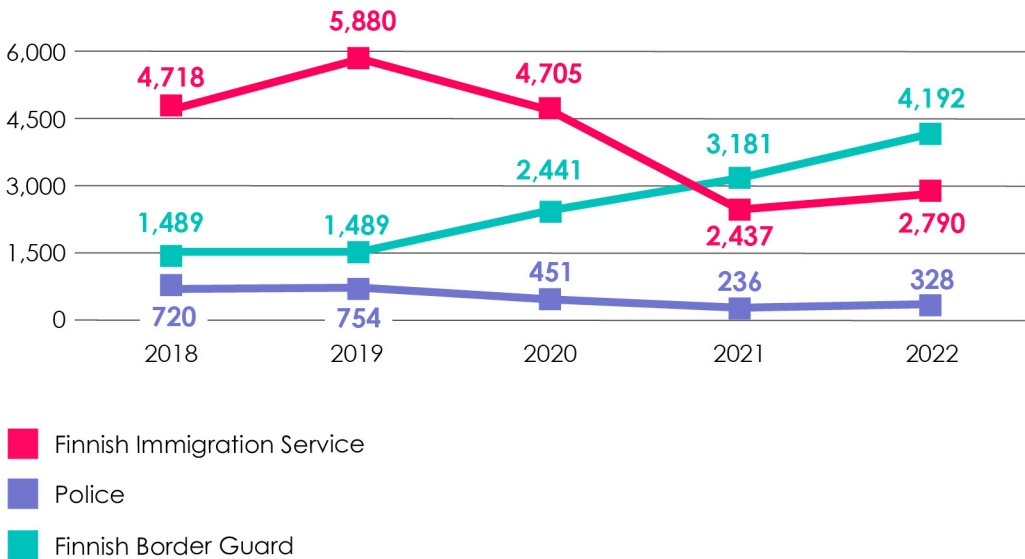


Removal decisions and prohibitions of entry

Refusal of entry decisions

Refusal of entry decisions may be made directly at the external border (returning) when the person does not meet the entry requirements or within the country on the grounds stipulated in the Aliens Act. The Police and border control authorities may decide on refusal of entry within three months of the alien's entry into the country. After that period, the Police or border control authorities must submit a proposal to the Finnish Immigration Service to the effect that the alien be refused entry or deported.

Refusal of entry decisions



Source: Finnish Immigration Service, Police, Finnish Border Guard

Deportation cases and decisions

When a foreign national has, or has had, a residence permit (the right of residence of an EU citizen has been registered / the EU citizen's family member has a residence card), and a decision is made to remove him/her from the country, he/she is subject to deportation. In 2022, a total of 1,408 deportation cases were opened in Finland and 1,777 deportation proposals were made.

A deportation decision was made on 1,244 of the cases. The most common grounds for deportation in 2022 were that a new temporary residence permit could not be issued for the person or the previous permit had been revoked. The reasons for not issuing a permit or for revoking it included, for example, circumvention of the rules on entry or insufficient subsistence. Criminal grounds were the reason in approximately 7% of the deportation cases (83).

Deportation proposals and decisions

	Deportation proposals	Deportation	No deportation
2022	1,777	1,244	494
2021	1,936	1,302	602
2020	2,369	1,799	547
2019	2,507	1,963	544
2018	1,237	1,092	355

Source: Finnish Immigration Service

Decisions on deportation cases, Top 5 nationalities

	No deportation	Deportation	Total
Russia	62	197	259
Iraq	66	156	222
Vietnam	29	69	98
China	14	50	64
Turkey	22	48	70
Top 5, total	193	520	713
Total all	494	1,244	1,738

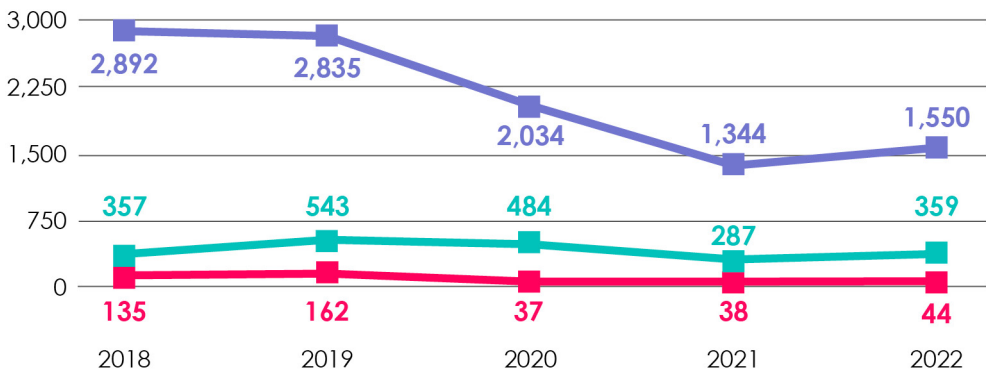
Source: Finnish Immigration Service



Prohibitions of entry

The Finnish Immigration Service, the Police and Finnish Border Guard issue a prohibition of entry on a person usually in connection with decisions on refusal of entry and deportation. The cases may include circumvention of the rules on entry or involvement in crime (among others, drug and property crimes).

Prohibitions of entry



- Prohibition of entry relating to a refusal of entry decision according to the Finnish Aliens Act section 142(2)
- Prohibition of entry relating to a refusal of entry decision according to the Schengen Borders Code
- Prohibition of entry relating to a deportation decision

Source: Finnish Immigration Service, Police, Finnish Border Guard

Enforcement of removal from the country

In 2022, the Police removed a total of 1,740 persons from the country (2021: 1,704), of whom 285 were removed escorted (2021: 161). These figures have again been increasing from recent years, when there was a slight decrease partly attributable to challenges related to returns arising from the COVID-19 pandemic. The year 2016 was statistically record-breaking (6,657) due to the number of removals from the country of persons who had received negative decisions on their asylum applications. However, in general, the trend has been declining. The trend has correlated with the decrease in the number of asylum seekers.

Persons removed from the country, Top 5 nationalities

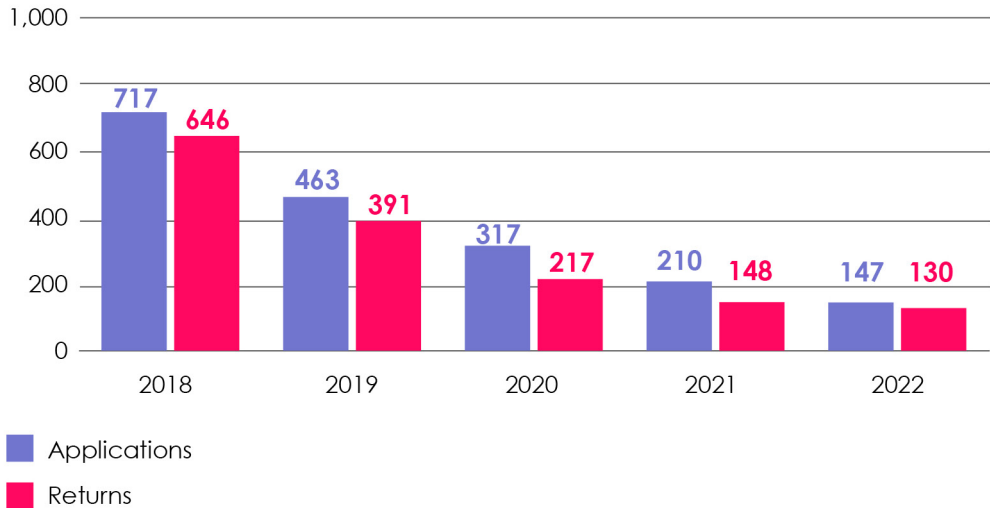


Voluntary return

A total of 130 persons were voluntarily repatriated in 2022, representing a slight decrease from 2021 (148) and a continuation of the declining trend.

Finland has had project-based voluntary return programmes in place since 2010. The programmes have been co-funded by the EU Return Fund. The practical implementation has been carried out by the International Organization for Migration, IOM, which continues as the service provider for arranging the returns.

Assisted voluntary return



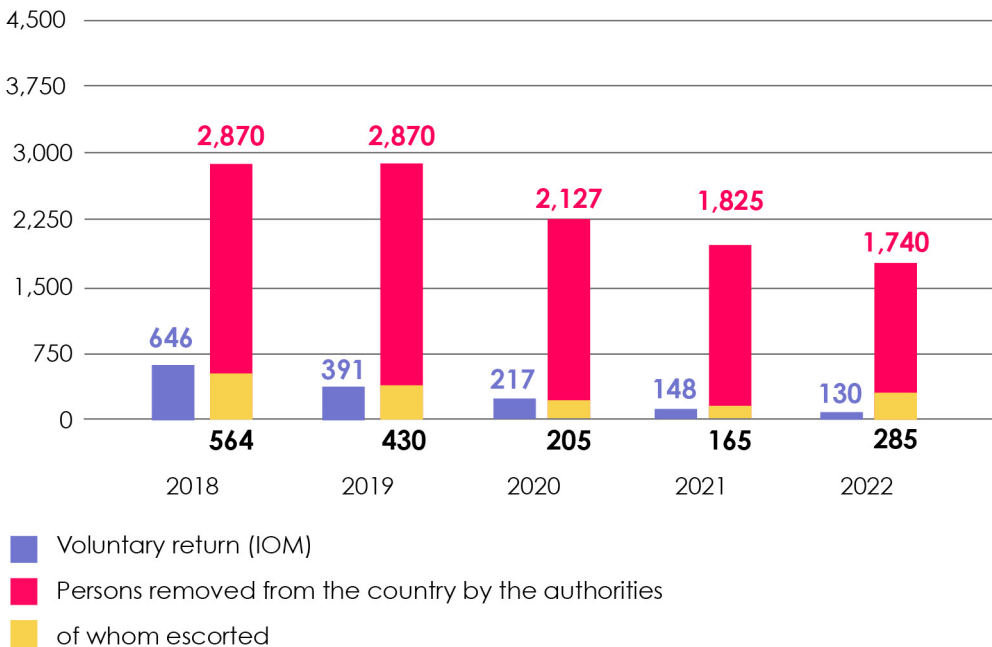
Source: International Organization for Migration IOM (the Helsinki office), vapaaehtoinenpaluu.fi

Returns by country of return, Top 10, 2022

Georgia	29
Iraq	29
Russia	15
Iran	7
Bosnia and Herzegovina	6
Pakistan	5
Turkey	3
Honduras	3
Nigeria	3
Jordan	3
Top 10, total	103
Total	130

Source: IOM

Returnees through the voluntary return programme and persons removed from the country by the authorities, 2018–2022

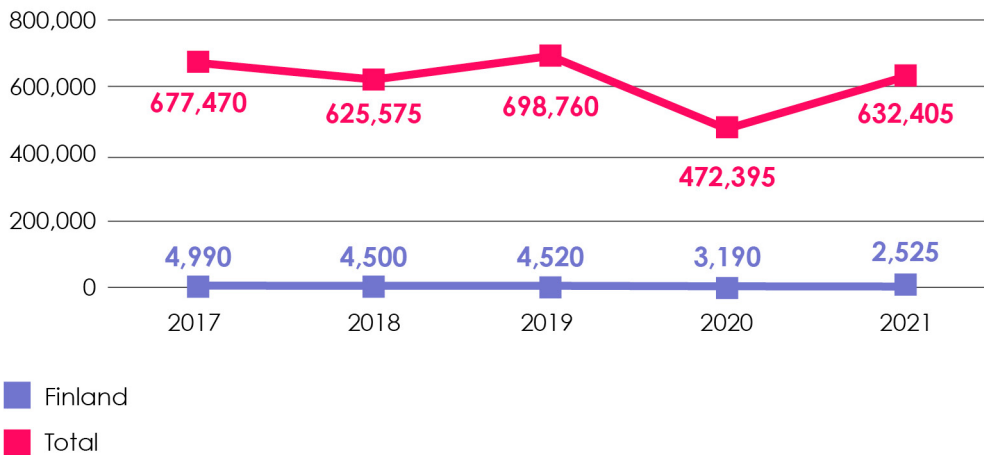


EU-level statistics on asylum and migration

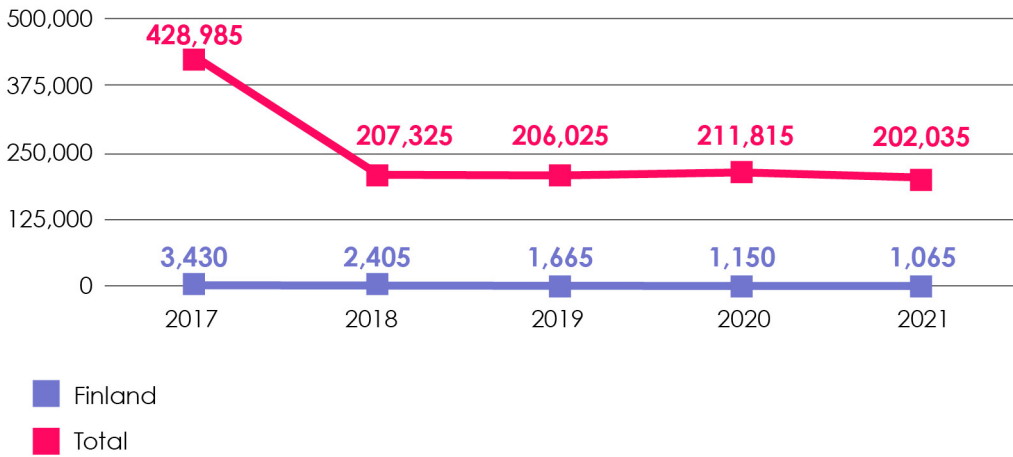
The table below presents figures on migration and asylum for the EU as a whole for the period 2017–2021. They give a scale to migration at the EU level and place migration to Finland in the full European context.

International protection (source: Eurostat)

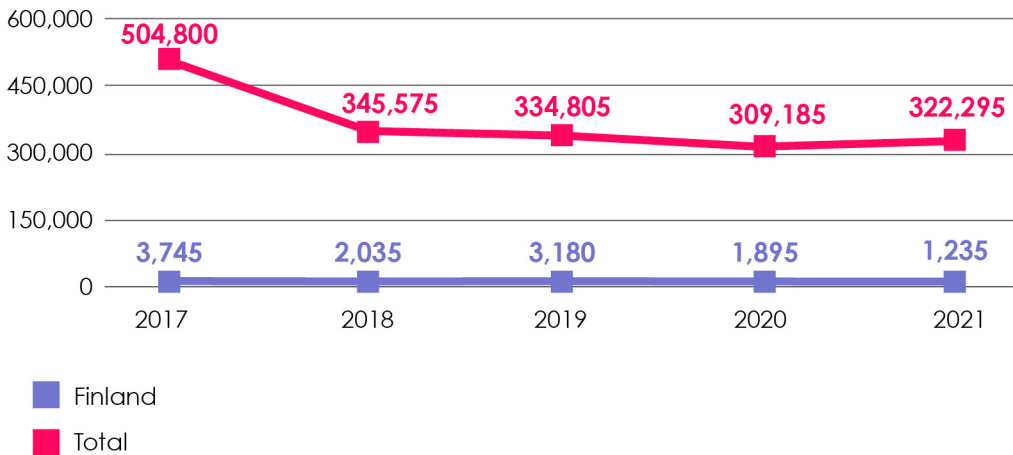
Asylum seekers EU-27



Positive decisions



Negative decisions

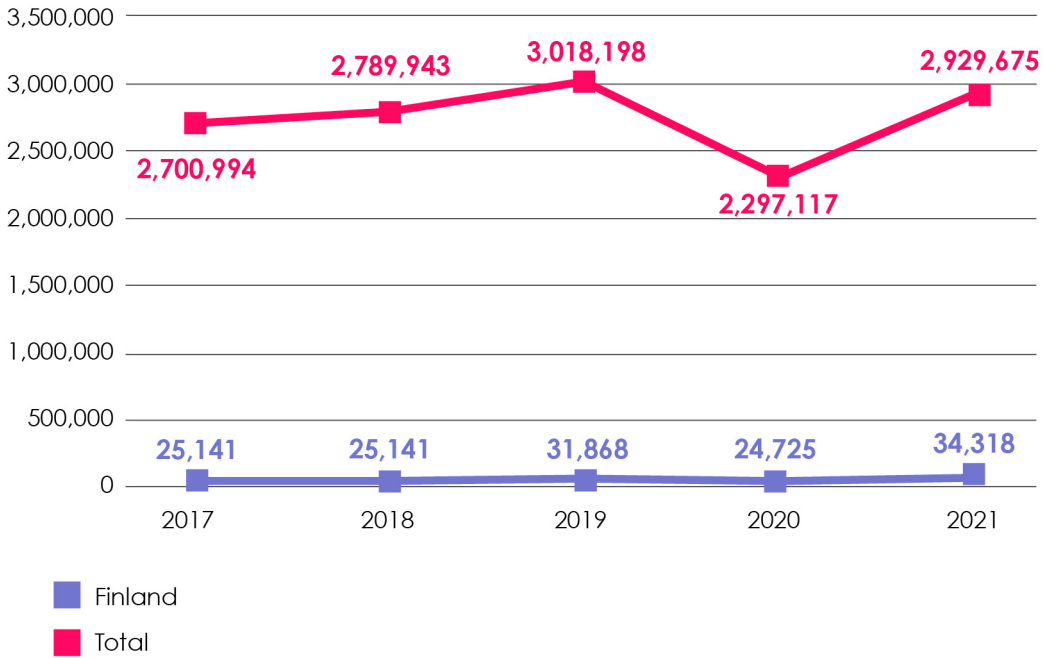


Temporary protection – positive decisions

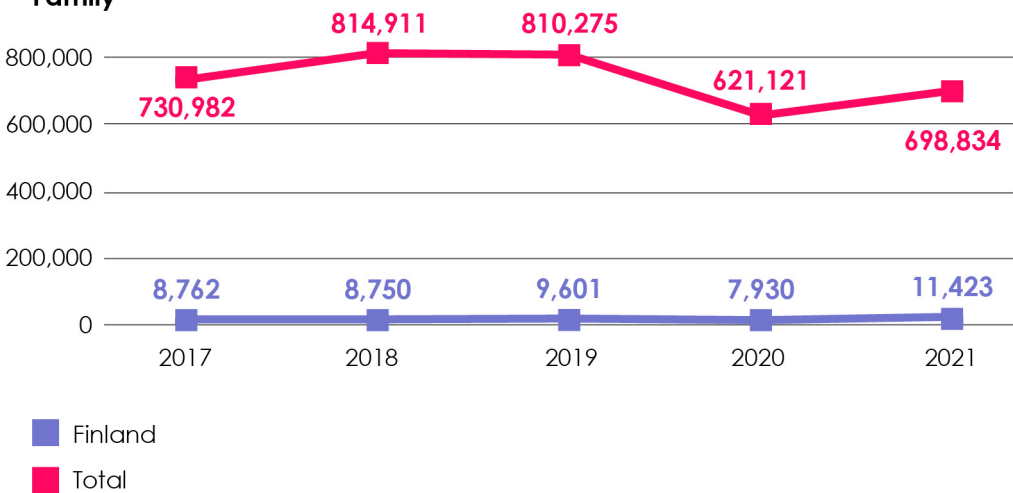
	2022
EU-27 total	4,331,185
Finland	45,225

Residence permits (source: Eurostat)

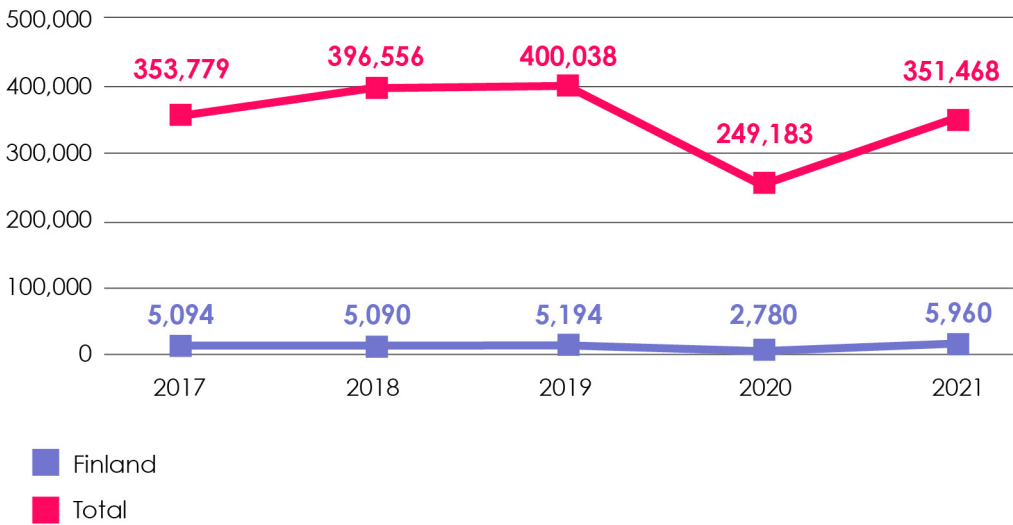
First residence permits issued, EU-27



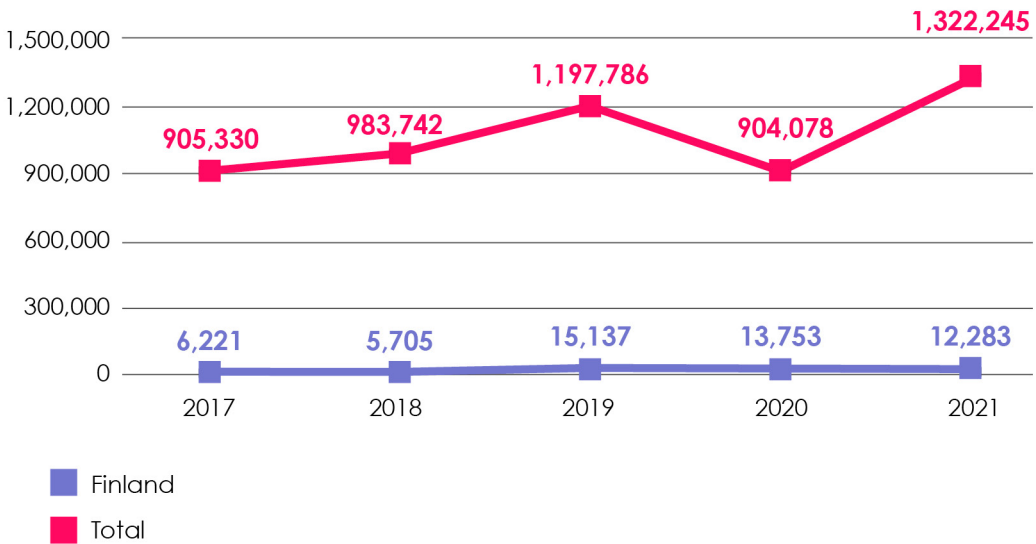
Family

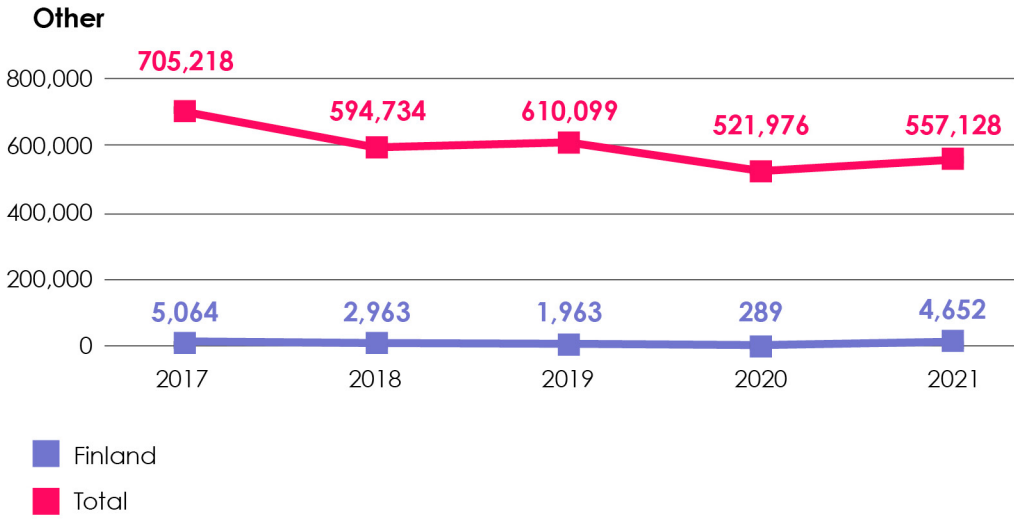


Study



Employment





Online statistics

Finnish Immigration Service | <http://tilastot.migri.fi/>

- Residence permit statistics
- International protection statistics
- Nationality statistics
- Deportation statistics
- Reception statistics

European Migration Network | <http://www.emn.fi/en>

Previous years' Key figures on immigration,
Annual Reports on Migration and Asylum and
other publications are available on the EMN website.

Statistics Finland | http://www.stat.fi/tup/maahanmuutto/index_en.html

- Thematic pages on migration and integration

Eurostat | <http://ec.europa.eu/eurostat/data/database>

- Population, migration and asylum statistics from EU Member States